



UpToDate® Anywhere

# 有關UpToDate Anywhere

1. 您不再受限只能在學校或醫院的網域內透過電腦使用UpToDate, 只要註冊UpToDate的帳號, 隨時隨地都可以使用。
2. 智慧型手機、平板電腦, 只要有3G或Wi-Fi訊號連上網路, 就可以使用UpToDate。
3. 離開醫院後, 使用家用電腦或者筆記型電腦, 網址輸入<http://www.uptodate.com/online/>, Log in帳號後就能使用。

# 您現在可以透過任何行動裝置使用UpToDate的App

UpToDate for  
Android™ devices



UpToDate App for  
iPhone® and iPad®



UpToDate for Windows  
8 phones and tablets



您可以在Android、iOS、Windows 8等行動裝置系統的應用商店下載免費的UpToDate App，使用時須要登入帳號密碼，一個帳號最多同時在**兩台行動裝置**登入。下一張投影片將教您如何註冊您個人的帳號密碼。

# 註冊UpToDate Anywhere的帳號



The screenshot shows the UpToDate website interface. At the top left is the UpToDate logo. At the top right are links for 'Languages' and 'Help'. Below this is a navigation bar with 'Welcome, Uptodate' and a 'Log In / Register' link. A secondary navigation bar contains 'Contents', 'Patient Info', 'What's New', 'PCUs', 'Calculators', and 'Drug Interactions'. The main content area features a search box with the text 'New Search:' and a search button. Below the search box is a banner for the mobile app with a 'Register Now' link. At the bottom, there are links for 'Subscription and License Agreement' and 'Support Tag', along with social media icons for Facebook, Twitter, LinkedIn, and YouTube. Two green arrows point from a text box to the 'Log In / Register' link and the 'Register Now' link.

首先，在學校或醫院網域內使用電腦打開UpToDate，然後點選Log-in/Register

# 簡單的註冊流程

The screenshot shows the UpToDate website interface. At the top left is the UpToDate logo. On the right, there are links for 'Languages' and 'Help'. Below the logo, there is a navigation bar with 'Welcome, Uptodate' and 'Log In / Register'. A search bar is located below the navigation bar, with 'All Topics' and 'Contents' options. To the right of the search bar are links for 'Patient Info', 'What's New', 'PCUs', 'Calculators', and 'Drug Interactions'. The main content area is titled 'Register for important benefits' and includes a sub-header 'Once you register or log in, you can earn CME/CE/CPD credit each time you research a clinical question.' Below this, there are two main sections: '2. 登入' (Log in) and '1. 註冊' (Register). The 'Log in' section is for returning users and includes fields for 'User Name' and 'Password', a 'Remember my user name' checkbox, and a 'Log in' button. The 'Register' section is for new users and includes fields for 'First Name', 'Last Name', 'Email Address', 'Verify Email Address', 'ZIP/Postal Code', 'Specialty', and 'Practice Type'. It also includes fields for 'User Name', 'Password', and 'Verify Password', and a 'Submit Registration' button. A green callout box points to the 'Submit Registration' button with the text '輸入所有欄位, 註冊您的帳號, 輸入完再點選 Submit Registration'. Another green callout box is positioned over the 'Log in' section with the text '如果您已經有帳號, 直接登入您的帳號.' The footer of the page contains 'Subscription and License Agreement', 'Support Tag', and social media icons for Facebook, Twitter, LinkedIn, and YouTube.

**2. 登入**

**Log in (Returning User)**

Log in with your UpToDate user name and password.

User Name:

Password:

Remember my user name

[Log in](#)

[Log in help](#)

[Athens Log in](#)

**1. 註冊**

**Register (New User)** [Learn More](#)

All fields are required for registration

Select your user name and password

First Name

Last Name

Email Address

Verify Email Address

ZIP/Postal Code

Specialty

Practice Type

User Name

Password

Verify Password

[Submit Registration](#)

[Skip this for now](#)

如果您已經有帳號, 直接登入您的帳號。

輸入所有欄位, 註冊您的帳號, 輸入完再點選 Submit Registration

下一張投影片有註冊規則說明

# 註冊規則

## Register (New User)

[Learn More](#)

All fields are required for registration

Select your user name and password

First Name

User Name

Last Name

Password

Email Address

Verify Password

Verify Email Address

ZIP/Postal Code

Specialty

Practice Type

Submit Registration

[Skip this for now](#)

User Name需要6-50個字元，可以輸入大小寫英文、數字、或者特殊符號例如 @ # % \$ & + =

Password需要8-24個字元，包括至少1個大寫英文字母以及1個數字，您也可以輸入特殊符號例如 @ # % \$ & + =

美國以外的地區不需填寫ZIP/Postal Code

User Name與 Password不能相同

# 從應用程式商店下載UpToDate Mobile App


以iPhone為例

- 進入App Store
- 搜尋UpToDate
- 點擊UpToDate
- 點擊下載



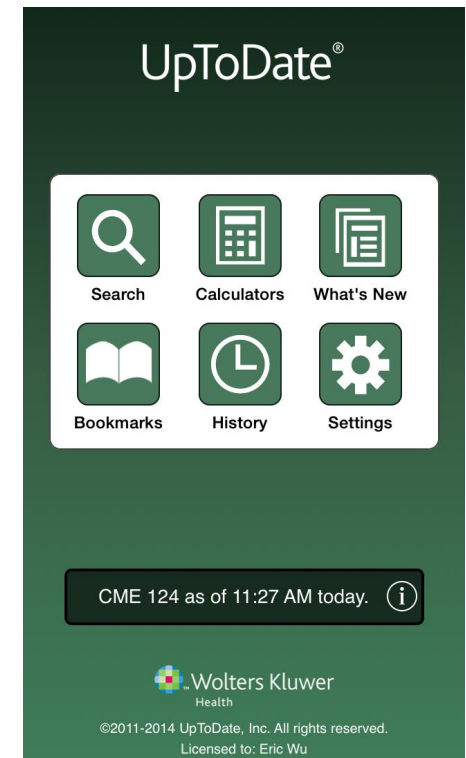
# 登入帳號

1. 打開UpToDate應用程式，登入您剛剛註冊的帳號，點選Log In。
2. 登入後點選右上角的Agree，同意使用規範。
3. 進入行動裝置首頁。



By clicking the "accept" button on the UpToDate, Inc. ("UpToDate") App (the "Licensed Product"), you agree to become bound by the terms of this End-User Agreement (the "Agreement"). If you do not agree to these terms, click "decline". READ THE FOLLOWING TERMS IN THIS AGREEMENT CAREFULLY BEFORE INDICATING YOUR ACCEPTANCE. In this Agreement, the term "you" refers to: (i) an entity entering into this Agreement for use of its employees, (ii) an individual purchasing an UpToDate subscription under this Agreement, either on his or her own behalf (or as agent for a corporation or other entity or organization); or (iii) an individual entering into this Agreement as a condition of using UpToDate through a subscription purchased by a hospital, medical school, or other institution ("Institution"), where the individual is employed by or affiliated with the Institution. Your Master Subscription and License Agreement provides for other terms (including payment) that apply to the Licensed Product.

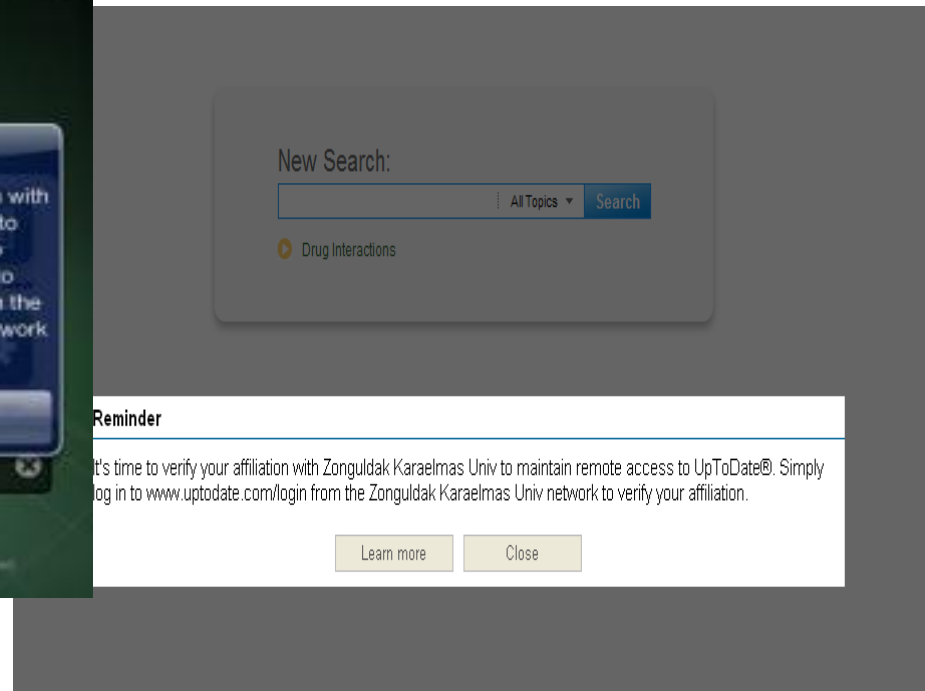
1. LICENSE: UpToDate, Inc. ("UpToDate"), in consideration of the subscription fee and acceptance of this Agreement, grants you a non-exclusive, non-transferable license and right to use and access the UpToDate database and software (the "Licensed





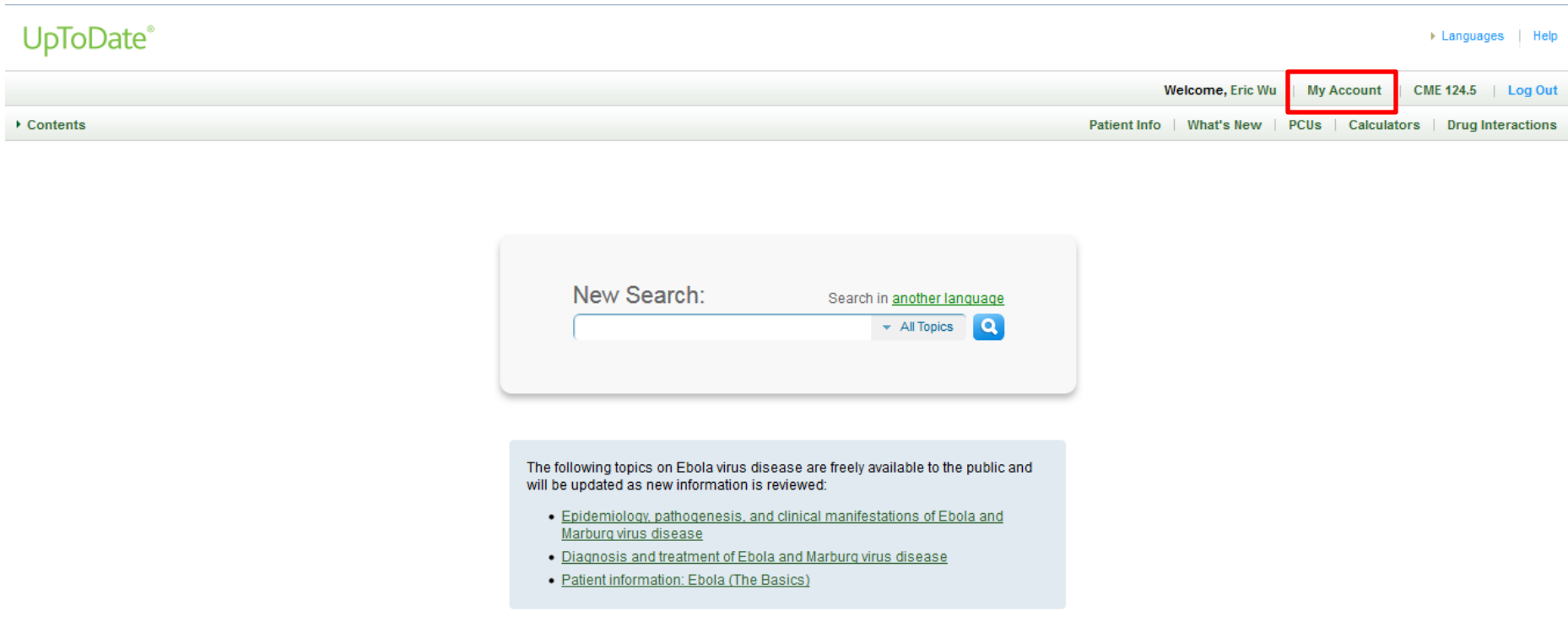
# 推送通知

重要：**每30天內**您必須在醫院網域內使用電腦登入您的帳號，以延展您的帳號使用有效期，只要您有下載App，當您打開App時會出現提醒。



# 如何管理自己的行動裝置？

1. 首先要先在電腦上登入自己的帳號。
2. 點選右上角「My Account」。




The screenshot displays the UpToDate website interface. At the top left is the UpToDate logo. On the right side of the top navigation bar, there are links for 'Languages' and 'Help'. Below this, a user is logged in as 'Eric Wu', with a 'My Account' link highlighted by a red rectangular box. Other navigation links include 'CME 124.5' and 'Log Out'. A secondary navigation bar contains links for 'Contents', 'Patient Info', 'What's New', 'PCUs', 'Calculators', and 'Drug Interactions'. The main content area features a search box with the text 'New Search:' and a dropdown menu set to 'All Topics'. Below the search box, a light blue box contains a notice about freely available topics on Ebola virus disease, with three bullet points listing specific topics.

UpToDate® ▶ Languages | Help

Welcome, Eric Wu | **My Account** | CME 124.5 | Log Out

▶ Contents Patient Info | What's New | PCUs | Calculators | Drug Interactions

New Search: Search in [another language](#)

▼ All Topics 

The following topics on Ebola virus disease are freely available to the public and will be updated as new information is reviewed:

- [Epidemiology, pathogenesis, and clinical manifestations of Ebola and Marburg virus disease](#)
- [Diagnosis and treatment of Ebola and Marburg virus disease](#)
- [Patient information: Ebola \(The Basics\)](#)

# 如何管理自己的行動裝置？

## 3. 點選「Manage My Devices」

The screenshot shows the UpToDate user interface. At the top left is the UpToDate logo. On the right, there are links for 'Languages' and 'Help'. Below the logo, a navigation bar contains 'Welcome, Eric Wu', 'My Account', 'CME 124.5', and 'Log Out'. A search bar with 'All Topics' and 'Contents' filters is present. The main content area is titled 'My Account' and features a sidebar with links: Contact Information, Subscription, CME/CE/CPD, User Name/Password, Account Access Points, Consolidate Accounts, Download Center, and Manage My Devices. The main content area is titled 'Welcome to My Account' and lists several sections: Contact Information, User Name Password, Subscription, Download Center, CME/CE/CPD, Account Access Points, Consolidate accounts, and Manage My Devices. The 'Manage My Devices' link is highlighted with a red rectangular box.

UpToDate® [Languages](#) | [Help](#)

Welcome, Eric Wu | [My Account](#) | [CME 124.5](#) | [Log Out](#)

[All Topics](#)  [Contents](#) [Patient Info](#) | [What's New](#) | [PCUs](#) | [Calculators](#) | [Drug Interactions](#) [Print](#)

**My Account**

- Contact Information
- Subscription
- CME/CE/CPD
- User Name/Password
- Account Access Points
- Consolidate Accounts
- Download Center
- Manage My Devices

**Welcome to My Account**

**Contact Information**  
View / modify my address and contact information

**User Name Password**  
View / modify my user name or password

**Subscription**  
Place order / change subscription option  
View Expiration Date


**Download Center**  
Download Products

**CME/CE/CPD**  
Access my available UpToDate CME/CE/CPD credits  
View my past CME/CE/CPD submissions  
Change my default CME/CE/CPD settings

**Account Access Points**  
View my access points

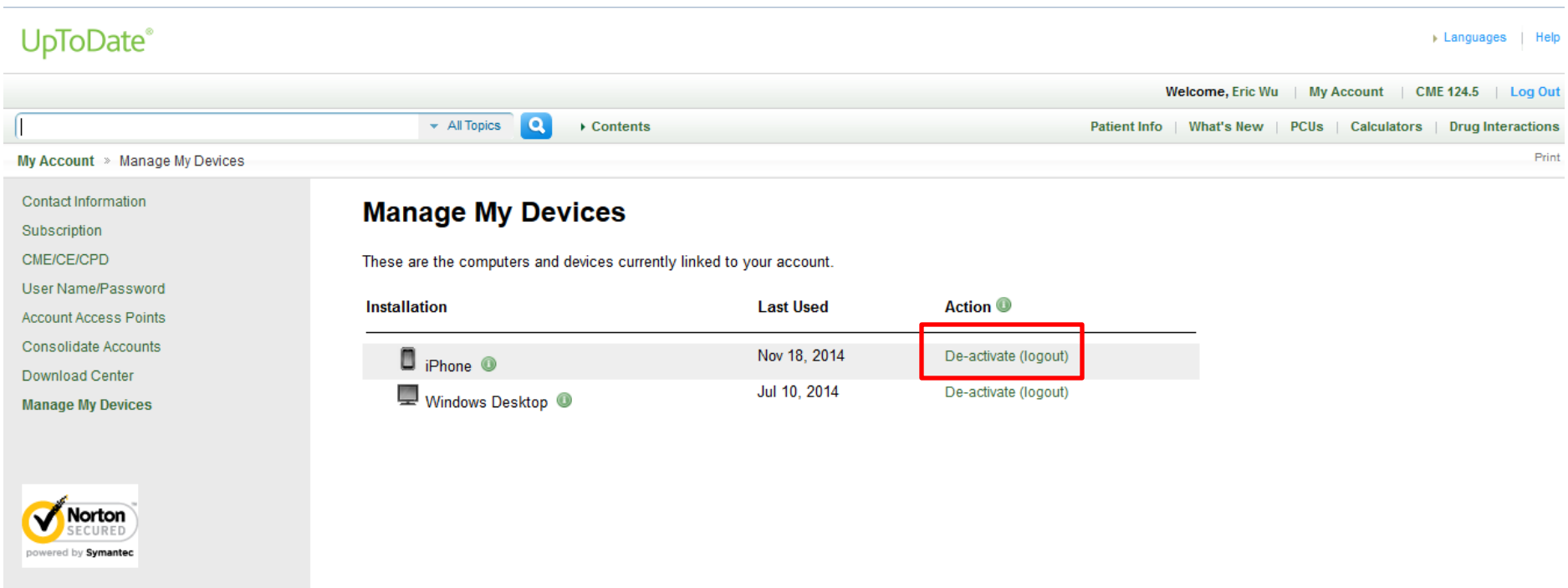
**Consolidate accounts**  
Consolidate my accounts

**Manage My Devices**  
[Manage Devices](#)

  
powered by Symantec

# 如何管理自己的行動裝置？

在這畫面，您可以管理、刪除自己的行動裝置，未來如果換手機或平板電腦，可以進自己帳戶內**De-activate (Logout)**不再使用的行動裝置。



UpToDate® Languages | Help



Welcome, Eric Wu | My Account | CME 124.5 | Log Out


All Topics  Contents Patient Info | What's New | PCUs | Calculators | Drug Interactions

My Account > Manage My Devices Print

## Manage My Devices

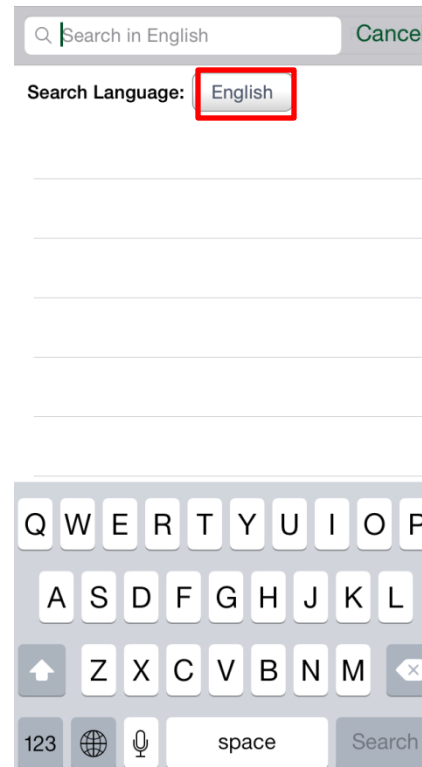
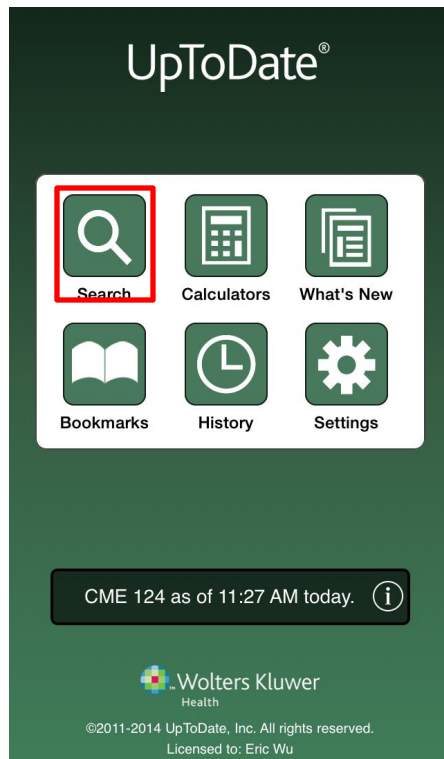
These are the computers and devices currently linked to your account.

Installation	Last Used	Action ⓘ
 iPhone ⓘ	Nov 18, 2014	<b>De-activate (logout)</b>
 Windows Desktop ⓘ	Jul 10, 2014	De-activate (logout)

 powered by Symantec

# 使用繁體中文搜尋

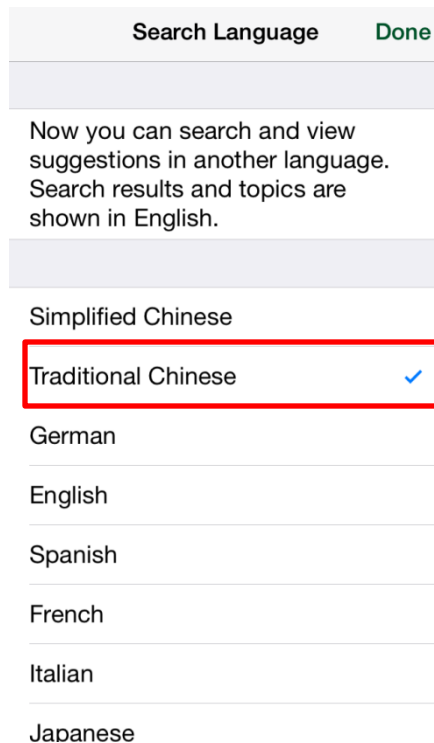
1. 點選Search
2. 點選English以更改搜尋語言



# 使用繁體中文搜尋

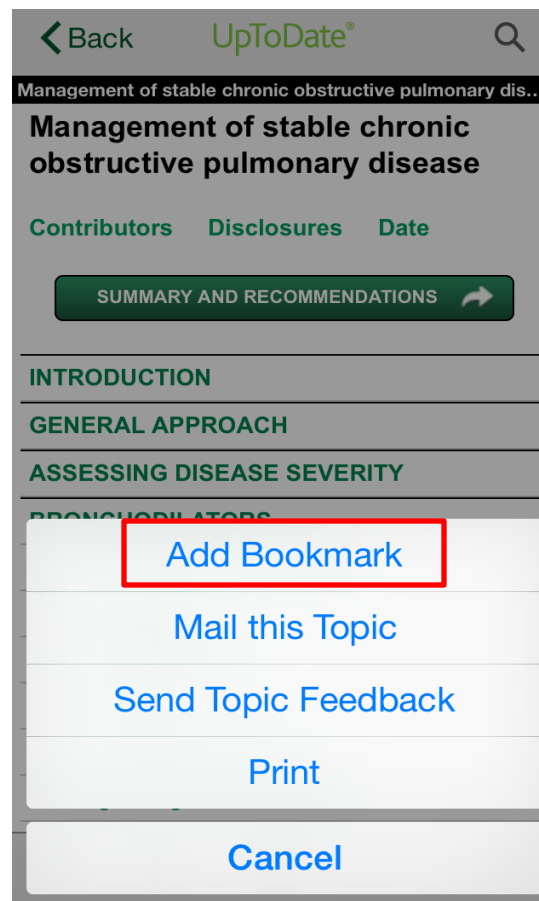
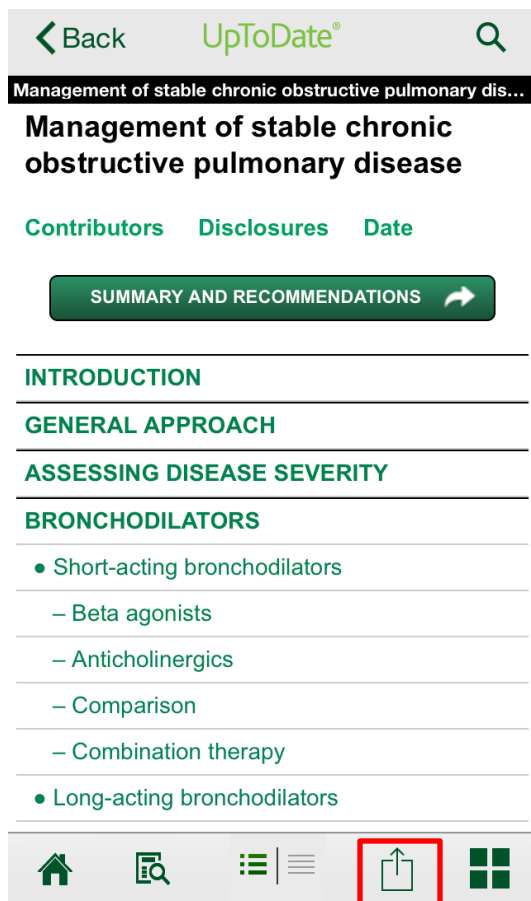
## 3. 選擇Traditional Chinese

## 4. 畫面跳轉後即可輸入中文。(中文輸入一樣有建議字詞檢索)



# 將主題加入書籤，方便日後閱讀

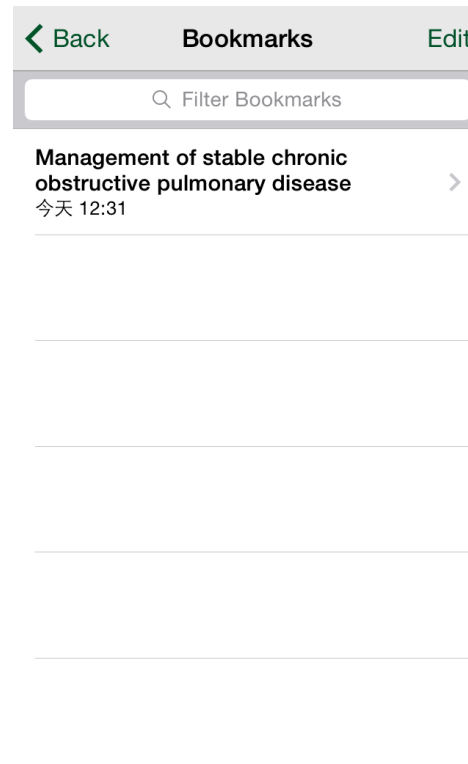
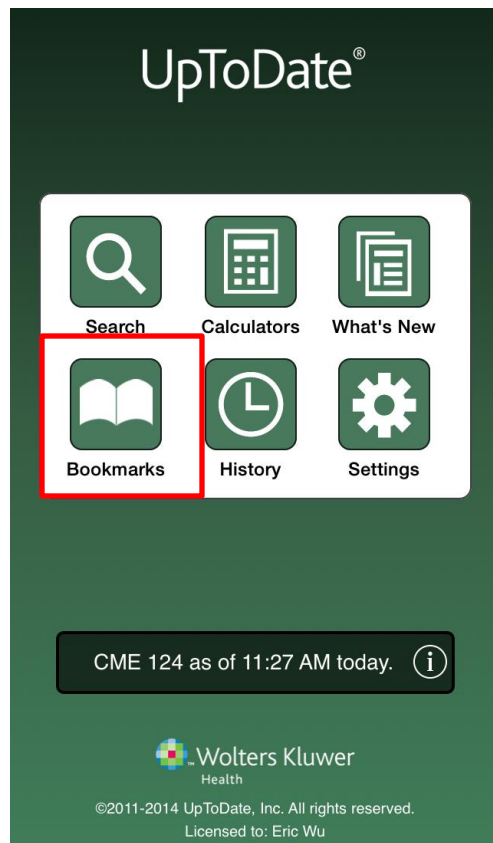
當您找到一篇合適的主題，但沒有時間仔細閱讀的話，您可將感興趣的主題加入書籤，日後就不需重新搜尋。



進入某篇主題，點選下方的分享(此處以iPhone為例)，再點選Add Bookmark。

# 將主題加入書籤，方便日後閱讀

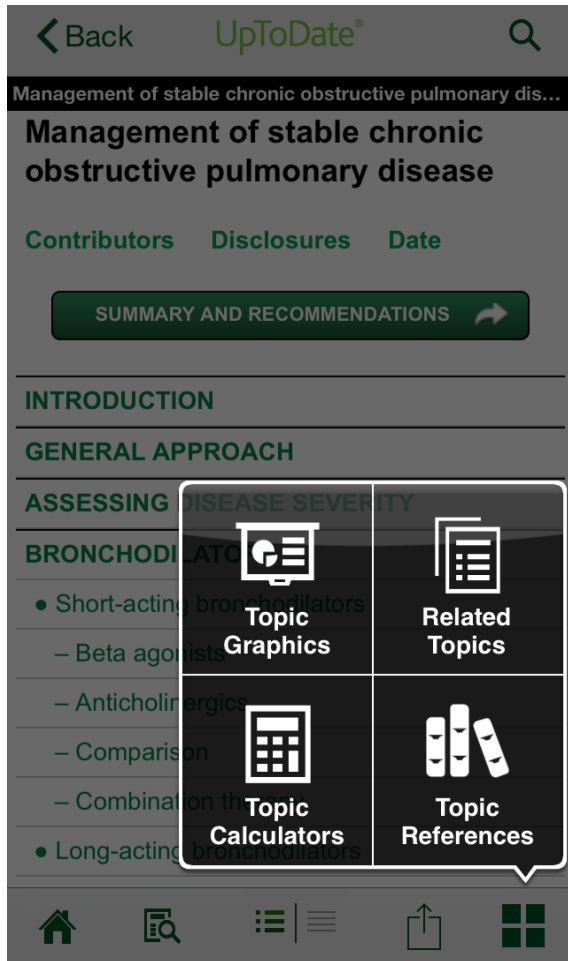
回到首頁，點選Bookmarks即可找到您剛剛加入的主題





# 閱讀文章詳細內容

進入主題之後，可點擊右下角圖示，展開相關內容。



# UpToDate行動裝置 App的評級

## #1 Health App

In US, Australia, Japan and 14 additional countries

## Top 10 Health App

In additional 36 countries

# UpToDate獲得行動裝置App獎項

- *Best Medical Information Solution*

SIIA CODiE Finalist (February 2013)

**//CODiE//**  
2012 SIIA CODiE FINALIST

- *Best Solution Integrating Content into Workflow*

SIIA CODiE Finalist (February 2012)

THE WALL STREET JOURNAL.  
**WSJ**

- *Best Apps in Publishing*

EContent Magazine (April 2012)

**EContent**  
Digital Content, Media, and Publishing Strategies

**Modern  
Healthcare**

- *Voted one of the Top 10 Medical Apps*

Modern Healthcare (December 2013)

**The Telegraph**

- *Featured in National Newspapers*

The Wall Street Journal (November 2013)

The Daily Telegraph (UK, December 2013)

# Benefits of UpToDate Anywhere

提升品質

增加電子病歷系統使用

節省醫師時間

增加UpToDate實證醫學的使用

增加臨床人員滿意度

透過每次使用UpToDate, 獲取繼續教育學分

**Benefits**

# For More Information



**Eric Wu 吳倫愷**

Renewal Account Manager Taiwan

Phone: +886 937 650 447

Email: [eric.wu@wolterskluwer.com](mailto:eric.wu@wolterskluwer.com)



[www.twitter.com/UpToDate](http://www.twitter.com/UpToDate)



[www.linkedin.com/company/uptodate?trk=hb\\_tab\\_compy\\_id\\_21924](http://www.linkedin.com/company/uptodate?trk=hb_tab_compy_id_21924)



[www.facebook.com/UpToDateEBM](http://www.facebook.com/UpToDateEBM)



[www.youtube.com/uptodateebm](http://www.youtube.com/uptodateebm)