

# Journal Citation Reports® 2014年 期刊引文分析報告的使用和檢索

碩睿資訊有限公司

2016

# 大綱

- 瞭解學術期刊的重要性
- Journal Citation Reports簡介
- Journal Citation Reports檢索
- Journal Citation Reports指標介紹
- 結論

# 研究發表工具之利用

讓您的發表與國際研究社群接軌

**ResearchID.com**

引文索摘分析工具

**Web of Science  
(SCIE, SSCI,  
AHCI)**

發表評估的工具

**Journal Citation  
Reports  
(JCR)  
Essential Science  
Indicators  
(ESI)**



加速發表時間

**EndNote**

# 利用JCR了解學術期刊的重要性

- 某個學科領域中，哪些期刊在學科領域中**影響力最大**？
- 哪些期刊是**綜合性的期刊**？
- 哪些期刊是**被學者們經常利用和引用的**？
- 哪些期刊是**熱門期刊**？
- 指導研究人員有選擇的瀏覽學術期刊，並且**結合實際有選擇的投稿**。
- 可以為圖書館的**選刊工作提供依據**，並可以為每種期刊存放多久後即可歸檔，提供一個合適的時間參考。

# JCR内容簡介

# Journal Citation Reports

## 內容包含兩個Edition

- **JCR Science Edition**：提供科學專輯171個領域**8,618**本期刊的引文分析資訊
- **JCR Social Sciences Edition**：提供社會科學專輯中所收錄的社會科學55個學科領域**3,143**本期刊的引文分析資訊
- 超過**3,300**家出版社與**82**個國家的代表資料

# Journal Citation Reports

## 2015年JCR特色

- 涵蓋大量專業期刊資源：包含科學和社會科學的237個學科領域、82個國家的11,761本期刊。
- 嚴謹的資訊把關，提供使用者經過挑選、嚴謹、中立的專業資料
  - 272本期刊取得首次的Journal Impact Factor
  - 39本期刊自Journal Citation Reports剔除，剔除的期刊會在一年後重新評估是否收錄
  - 53%的期刊JIF呈現成長(相較於去年的指數)
- 提供深入支援期刊層面的數據分析，使用者能下載引用和被引用期刊表格資料至Excel進行分析與比較，更深入瞭解期刊間的關聯性及其學術產出。
- Open Access(OA)期刊篩選新功能，以Web of Science為範本，提供使用者能輕鬆地分析OA期刊的表現。

Home

**A區**

Go to Journal Profile

Master Search

Compare Journals

View Title Changes

Select Journals

Select Categories

Select JCR Year

2014

Select Edition

SCIE  SSCI

Open Access

Open Access

Category Schema

Web of Science

JIF Quartile

Select Publisher

Select Country/Territory

Impact Factor Range

to

Clear Submit

Journals By Rank

Categories By Rank

Journal Titles Ranked by Impact Factor

Hide Visualization

**B區**

Compare Selected Journals Add Journals to New or Existing List Customize Indicators

**C區**

	Full Journal Title	JCR Abbreviated Title	Total Cites	Journal Impact Factor	Citable
1	CA-A CANCER JOURNAL FOR CLINICIANS	CA-CANCER J CLIN	18,594	115.840	
2	NEW ENGLAND JOURNAL OF MEDICINE	NEW ENGL J MED	268,652	55.873	
3	CHEMICAL REVIEWS	CHEM REV	137,600	46.568	
4	LANCET	LANCET	185,361	45.217	
5	NATURE REVIEWS DRUG DISCOVERY	NAT REV DRUG DISCOV	23,811	41.908	
6	NATURE BIOTECHNOLOGY	NAT BIOTECHNOL	45,986	41.514	
7	NATURE	NATURE	617,363	41.456	
8	Annual Review of Immunology	ANNU REV IMMUNOL	16,750	39.327	
9	NATURE REVIEWS MOLECULAR CELL BIOLOGY	NAT REV MOL CELL BIO	35,928	37.806	
10	NATURE REVIEWS CANCER	NAT REV CANCER	39,868	37.400	

Tell us what you think. Help us improve the Journal Citation Reports by providing your feedback! Click Here >

© 2015 THOMSON REUTERS TERMS OF USE PRIVACY POLICY

# Journal Citation Reports 首頁

## A區提供以下功能：

1. 期刊查詢
  2. 期刊比較
  3. 刊名變更瀏覽
  4. 選擇特定期刊比較
  5. 選擇特定學科領域比較
  6. 年度比較
  7. Quartile比較
  8. 選擇特定出版社比較
  9. 輸入特定國家/地域比較
- ※上述功能均可單一或搭配進行查詢

## B區提供以下功能：

1. 以期刊IF高低圖像式呈現
2. 以學科領域期刊多寡圖像式呈現

## C區提供以下功能：

1. 勾選特定期刊進行比較
2. 新增/儲存欲比較期刊清單
3. 個人化首頁指標設定



Home



Go to Journal Profile

Master Search



Compare Journals

View Title Changes



Select Journals

Select Categories

Select JCR Year

2014

Select Edition

SCIE  SSCI

Open Access

Open Access

Category Schema

Web of Science

JIF Quartile

Select Publisher

Select Country/Territory

Impact Factor Range

to

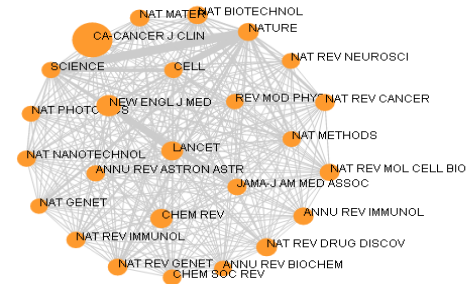
Clear Submit

Journals By Rank

Categories By Rank

Journal Titles Ranked by Impact Factor

Hide Visualization



1 - 25 of 11761

Compare Selected Journals

Add Journals to New or Existing List

Customize Indicators

	Full Journal Title	JCR Abbreviated Title	Total Cites	Journal Impact Factor	Citable It
1	CA-A CANCER JOURNAL FOR CLINICIANS	CA-CANCER J CLIN	18,594	115.840	
2	NEW ENGLAND JOURNAL OF MEDICINE	NEW ENGL J MED	268,652	55.873	
3	CHEMICAL REVIEWS	CHEM REV	137,600	46.568	
4	LANCET	LANCET	185,361	45.217	
5	NATURE REVIEWS DRUG DISCOVERY	NAT REV DRUG DISCOV	23,811	41.908	
6	NATURE BIOTECHNOLOGY	NAT BIOTECHNOL	45,986	41.514	
7	NATURE	NATURE	617,363	41.456	
8	Annual Review of Immunology	ANNU REV IMMUNOL	18,750	39.327	
9	NATURE REVIEWS MOLECULAR CELL BIOLOGY	NAT REV MOL CELL BIO	35,928	37.806	
10	NATURE REVIEWS CANCER	NAT REV CANCER	39,868	37.400	

Tell us what you think.

Help us improve the Journal Citation Reports by providing your feedback! [Click Here](#)

A區.  
1期刊查詢

# A區-1.期刊查詢 <sup>1/4</sup>

InCites™ Journal Citation Reports®



Home



可輸入期刊名稱、關鍵字、  
期刊縮寫或ISSN進行查找

Go to Journal Profile

nature

NATURE

NATURE MEDICINE

Natureza &

Conservacao

Nature Climate Change

Nature Climate Change

Nature Reviews

Neurology

NATURE REVIEWS

CANCER

NATURE

BIOTECHNOLOGY

NATURE &

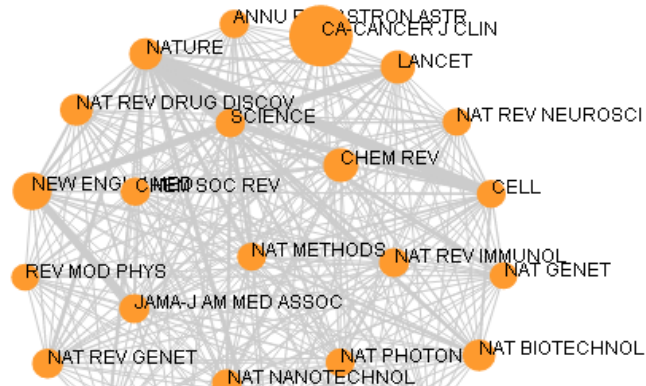
RESOURCES

NATURE REVIEWS



Journal Titles Ranked by Impact Factor

Hide Visualization —



續下頁

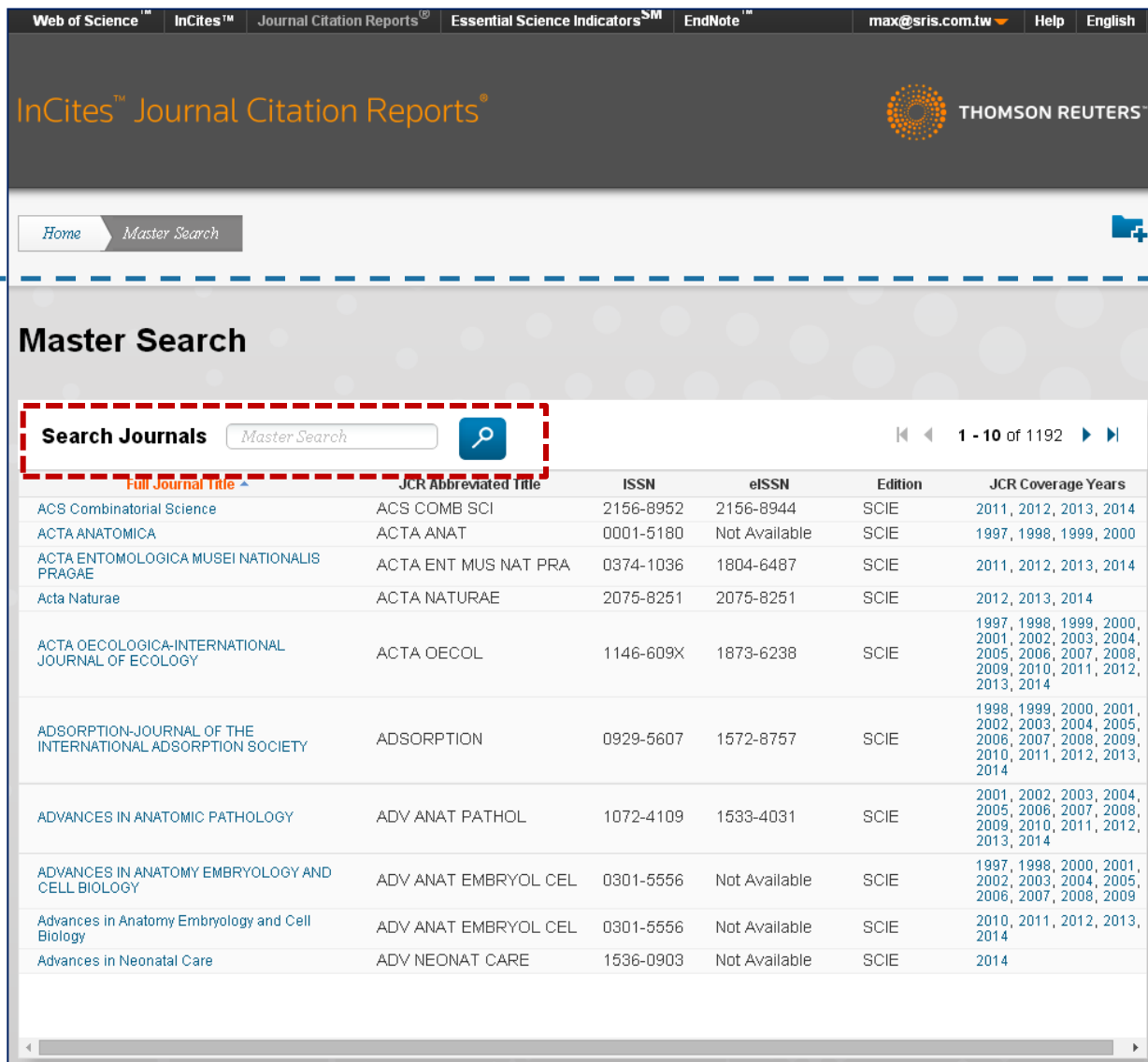
# A區-1.期刊查詢<sup>2/4</sup>

如僅輸入期刊名稱  
部分關鍵字，則會  
跳轉呈現右圖

## Master Search

提供各可能欲查找  
刊名及其年度指標

亦可使用該二次檢  
索功能，就其查找  
可能結果，再進行  
第二次檢索



Web of Science™ InCites™ Journal Citation Reports® Essential Science Indicators™ EndNote™ max@sris.com.tw Help English

InCites™ Journal Citation Reports® THOMSON REUTERS™

Home Master Search

### Master Search

Search Journals  🔍

1 - 10 of 1192

Full Journal Title	JCR Abbreviated Title	ISSN	eISSN	Edition	JCR Coverage Years
ACS Combinatorial Science	ACS COMB SCI	2156-8952	2156-8944	SCIE	2011, 2012, 2013, 2014
ACTA ANATOMICA	ACTA ANAT	0001-5180	Not Available	SCIE	1997, 1998, 1999, 2000
ACTA ENTOMOLOGICA MUSEI NATIONALIS PRAGAE	ACTA ENT MUS NAT PRA	0374-1036	1804-6487	SCIE	2011, 2012, 2013, 2014
Acta Naturae	ACTA NATURAE	2075-8251	2075-8251	SCIE	2012, 2013, 2014
ACTA OECOLOGICA-INTERNATIONAL JOURNAL OF ECOLOGY	ACTA OECOL	1146-609X	1873-6238	SCIE	1997, 1998, 1999, 2000, 2001, 2002, 2003, 2004, 2005, 2006, 2007, 2008, 2009, 2010, 2011, 2012, 2013, 2014
ADSORPTION-JOURNAL OF THE INTERNATIONAL ADSORPTION SOCIETY	ADSORPTION	0929-5607	1572-8757	SCIE	1998, 1999, 2000, 2001, 2002, 2003, 2004, 2005, 2006, 2007, 2008, 2009, 2010, 2011, 2012, 2013, 2014
ADVANCES IN ANATOMIC PATHOLOGY	ADV ANAT PATHOL	1072-4109	1533-4031	SCIE	2001, 2002, 2003, 2004, 2005, 2006, 2007, 2008, 2009, 2010, 2011, 2012, 2013, 2014
ADVANCES IN ANATOMY EMBRYOLOGY AND CELL BIOLOGY	ADV ANAT EMBRYOL CEL	0301-5556	Not Available	SCIE	1997, 1998, 2000, 2001, 2002, 2003, 2004, 2005, 2006, 2007, 2008, 2009
Advances in Anatomy Embryology and Cell Biology	ADV ANAT EMBRYOL CEL	0301-5556	Not Available	SCIE	2010, 2011, 2012, 2013, 2014
Advances in Neonatal Care	ADV NEONAT CARE	1536-0903	Not Available	SCIE	2014

續下頁

# A區-1.期刊查詢 3/4

## 檢索結果頁面-Journal Profile

### 期刊相關資訊

-包含期刊卷期及出版資訊

### 期刊各項指標

-包含期刊：

- Total Cites
- Journal Impact Factor
- Impact Factor Without Journal Self Cites
- 5-Year Impact Factor
- Immediacy Index
- Citable Items
- Cited Half-Life
- Citing Half-Life
- Eigenfactor Score
- Article Influence Score
- % Articles in Citable Items
- Normalized Eigenfactor

The screenshot displays the InCites Journal Citation Reports interface for the journal NATURE. The page is titled "期刊相關資訊" (Journal Related Information) and "期刊各項指標" (Journal Indicators). It provides detailed metrics for the journal from 1999 to 2014.

**Journal Profile:**  
NATURE  
ISSN: 0028-0836  
NATURE PUBLISHING GROUP  
MACMILLAN BUILDING, 4 CRINAN ST, LONDON N1 9XX, ENGLAND  
ENGLAND

**Key Indicators Table:**

Year	Total Cites	Journal Impact Factor	Impact Factor Without Journal Self Cites	5 Year Impact Factor	Immediacy Index	Citable Items	Cited Half-Life	Citing Half-Life	Eigenfactor Score	Article Influence Score	% Articles in Citable Items	Normalized Eigenfactor
2014	617,363	41.456	40.821	41.296	9.585	862	>10.0	5.6	1.50140	21.947	96.06	167.3...
2013	590,324	42.351	41.650	40.783	8.457	857	9.8	5.4	1.60305	22.184	96.73	176.6...
2012	554,745	38.597	37.956	38.159	9.243	869	9.6	5.2	1.56539	20.801	96.09	Not Av...
2011	526,505	36.280	35.707	36.235	9.690	841	9.4	5.1	1.65524	20.373	95.60	Not Av...
2010	511,248	36.104	35.527	35.248	8.792	862	9.1	5.2	1.73520	19.306	95.71	Not Av...
2009	483,039	34.480	33.855	32.906	8.209	866	8.9	5.1	1.74605	18.062	92.38	Not Av...
2008	443,967	31.434	30.864	31.210	8.194	899	8.5	4.9	1.76345	17.279	94.66	Not Av...
2007	417,228	28.751	28.263	30.616	7.385	841	8.0	4.8	1.83870	16.996	93.70	Not Av...
2006	390,690	26.881	26.060	Not Av...	6.789	962	7.8	4.6	Not Av...	Not Av...	94.07	Not Av...
2005	372,784	29.273	28.645	Not Av...	5.825	1,065	7.5	4.7	Not Av...	Not Av...	94.74	Not Av...
2004	363,374	32.182	31.535	Not Av...	6.089	878	7.2	4.6	Not Av...	Not Av...	97.61	Not Av...
2003	343,528	30.979	30.345	Not Av...	6.679	859	7.0	4.5	Not Av...	Not Av...	94.76	Not Av...
2002	326,546	30.432	29.790	Not Av...	6.679	859	7.0	4.5	Not Av...	Not Av...	92.58	Not Av...
2001	315,640	27.955	27.220	Not Av...	6.679	859	7.0	4.5	Not Av...	Not Av...	93.18	Not Av...
2000	306,184	25.814	25.110	Not Av...	6.679	859	7.0	4.5	Not Av...	Not Av...	96.12	Not Av...
1999	303,563	29.491	28.840	Not Av...	6.679	859	7.0	4.5	Not Av...	Not Av...	98.23	Not Av...

**Journal Source Data Table:**

	Citable Items			Other
	Articles	Reviews	Combined	
Number in JCR Year 2014 (A)	828	34	862	1,705
Number of References (B)	34,631	3,697	38,328	6,441
Ratio (B/A)	41.8	108.7	44.5	3.8

### 期刊相關資訊

### 期刊各項指標

### 期刊細部呈現

續下頁

- *Total Cites* : 總引用次數標明該期刊被ISI所收錄的期刊引用總次數
- *Journal Impact Factor* : 用該期刊前兩年發表論文在當年度被引用的次數，除以該期刊前兩年發表論文的總數所得到的值。可用來評估同一研究領域不同期刊的相對重要性
- *Impact Factor Without Journal Self Cites* : 扣除期刊自我引用後的Impact Factor
- *5-Year Impact Factor* : 對於社會科學領域的期刊，該指數較能看出其期刊影響力 (需經過較久的時間引用才會達到高峰)
- *Immediacy Index* : 利用某一年中發表的文章在當年度被引用次數除以同年所發表文章的總數所得到的指數。用於評估特定期刊在當年度被引用的速度


• *Citable Items* : 被引用的文章數量

• *Cited Half-Life* : 指期刊達到50%被引用率所需要的時間。該數值有助於圖書館確定期刊的館藏和存檔的策略

• *Eigenfactor Score* : 可了解特定期刊在學術引用社群的總影響力，利用期刊引用網絡(Citation Network)找出評估較具權威性的期刊

• *Article Influence Score* : 可提供該期刊平均每篇文章的影響力

 • *% Articles in Citable Items* : 被引用的文章數量百分比

 • *Normalized Eigenfactor* : 這個改善的計算是由華盛頓大學(University of Washington)的 Eigenfactor 團隊所發展的，提供更明確的指數計算。例如，如果一期刊的 Normailzed Eigenfactor 是2，則該刊為同領域其它期刊影響力的兩倍

點選其中Graph超連結可參考其圖表繪製

Year	Total Cites <a href="#">Graph</a>	Journal Impact Factor <a href="#">Graph</a>	Impact Factor Without Journal Self Cites <a href="#">Graph</a>	5 Year Impact Factor <a href="#">Graph</a>	Immediacy Index <a href="#">Graph</a>	Citable Items <a href="#">Graph</a>	Cited Half-Life <a href="#">Graph</a>	Citing Half-Life <a href="#">Graph</a>	Eigenfactor Score <a href="#">Graph</a>	Article Influence Score <a href="#">Graph</a>	% Articles in Citable Items <a href="#">Graph</a>	Normalized Eigenfactor <a href="#">Graph</a>
2014	617,363	41.456	40.821	41.296	9.585	862	>10.0	5.6	1.50140	21.947	96.06	167.3...
2013	590,324	42.351	41.650	40.783	8.457	857	9.8	5.4	1.60305	22.184	96.73	176.6...
2012	554,745	38.597	37.956	38.159	9.243	869	9.6	5.2	1.56539	20.801	96.09	Not Av...
2011	526,505	36.280	35.707	36.235	9.690	841	9.4	5.1	1.65524	20.373	95.60	Not Av...
2010	511,248	36.104	35.527	35.248	8.792	862	9.1	5.2	1.73520	19.306	95.71	Not Av...
2009	483,039	34.480	33.855	32.906	8.209	866	8.9	5.1	1.74605	18.062	92.38	Not Av...
2008	443,967	31.434	30.864	31.210	8.194	899	8.5	4.9	1.76345	17.279	94.66	Not Av...
2007	417,228	28.751	28.263	30.616	7.385	841	8.0	4.8	1.83870	16.996	93.70	Not Av...
2006	390,690	26.681	26.060	Not Av...	6.789	962	7.8	4.6	Not Av...	Not Av...	94.07	Not Av...
2005	372,784	29.273	28.645	Not Av...	5.825	1,065	7.5	4.7	Not Av...	Not Av...	94.74	Not Av...
2004	363,374	32.182	31.535	Not Av...	6.089	878	7.2	4.6	Not Av...	Not Av...	97.61	Not Av...
2003	343,528	30.979	30.345	Not Av...	6.679	859	7.0	4.5	Not Av...	Not Av...	94.76	Not Av...
2002	326,546	30.432	29.790	Not Av...	7.504	889	6.9	4.3	Not Av...	Not Av...	92.58	Not Av...
2001	315,640	27.955	27.299	Not Av...	7.734	939	6.9	4.5	Not Av...	Not Av...	93.18	Not Av...
2000	306,184	25.814	25.154	Not Av...	4.389	1,315	6.8	4.2	Not Av...	Not Av...	96.12	Not Av...
1999	303,563	29.491	28.840	Not Av...	4.956	1,016	6.7	4.1	Not Av...	Not Av...	98.23	Not Av...

點選其中附超連結數字可參考其運算式

## Impact Factor 影響指數

Journal Impact Factor			
Cites in 2014 to items published in:		Number of items published in:	
2013 =29753		2013 =860	
2012 =41924		2012 =869	
Sum: 71677		Sum: 1729	
Calculation=	$\frac{\text{Cites to recent items}}{\text{Number of recent items}} = \frac{71677}{1729} = 41.456$		

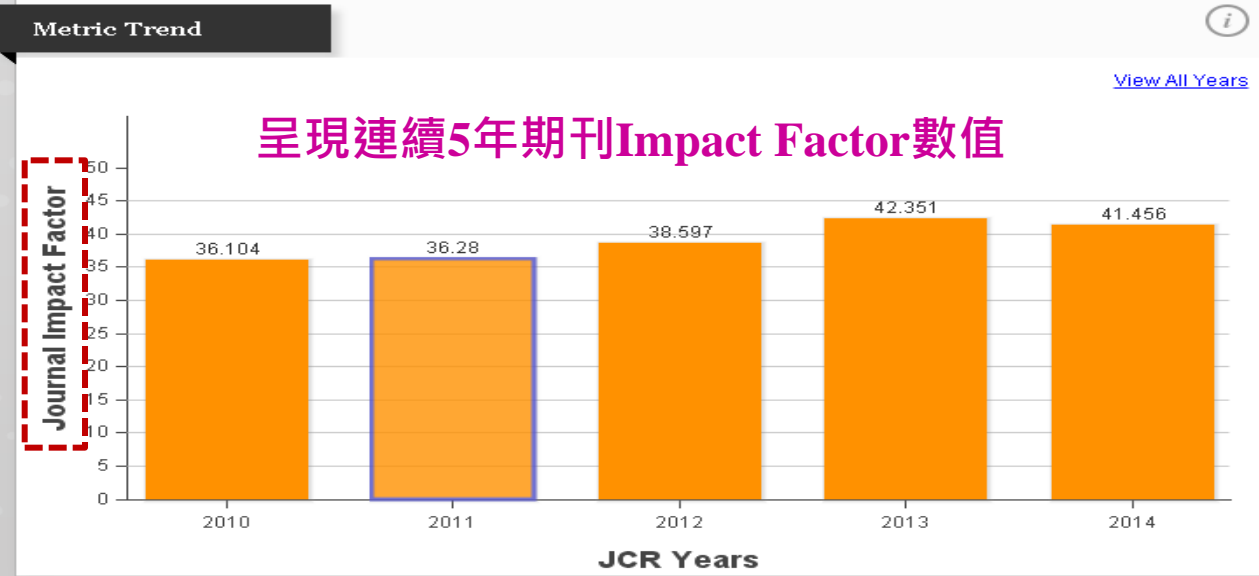
- 影響指數是指該期刊於早2年所出版的文獻數，在某一特定年份中被其它文章引用的平均數。這是提供比較相同研究領域中，期刊相對重要程度的方法
- 即【該期刊早2年被收錄於ISI資料庫的文獻被引用次數的和】除以【該期刊早2年所有出版文獻總數】



Year	Total Cites <a href="#">Graph</a>	Journal Impact Factor <a href="#">Graph</a>	Impact Factor Without Journal Self Cites <a href="#">Graph</a>	5 Year Impact Factor <a href="#">Graph</a>	Immediacy Index <a href="#">Graph</a>	Citable Items <a href="#">Graph</a>	Cited Half-Life <a href="#">Graph</a>	Citing Half-Life <a href="#">Graph</a>	Eigenfactor Score <a href="#">Graph</a>	Article Influence Score <a href="#">Graph</a>	% Articles in Citable Items <a href="#">Graph</a>	Normalized Eigenfactor <a href="#">Graph</a>
2013	590,324	42.351	41.650							22.184	96.73	176.6...
2014	617,363	41.456	40.821							947	96.06	167.3...
2012	554,745	38.597	37.956							801	96.09	Not Av...
2011	526,505	36.280	35.707							373	95.60	Not Av...
2010	511,248	36.104	35.527							306	95.71	Not Av...
2009	483,039	34.480	33.855							062	92.38	Not Av...
2004	363,374	32.182	31.535							w...	97.61	Not Av...
2008	443,967	31.434	30.864							279	94.66	Not Av...
2003	343,528	30.979	30.345							Av...	94.76	Not Av...
2002	326,546	30.432	29.790	Not Av...	7.504	889	6.9	4.3	Not Av...	Not Av...	92.58	Not Av...
1999	303,563	29.491	28.840	Not Av...	4.956	1,016	6.7	4.1	Not Av...	Not Av...	98.23	Not Av...
2005	372,784	29.273	28.645	Not Av...	5.825	1,065	7.5	4.7	Not Av...	Not Av...	94.74	Not Av...
1998	288,026	28.833	28.086	Not Av...	5.947	980	6.6	4.3	Not Av...	Not Av...	98.06	Not Av...
2007	417,228	28.751	28.263	30.616	7.385	841	8.0	4.8	1.83870	16.996	93.70	Not Av...
2001	315,640	27.955	27.299	Not Av...	7.734	939	6.9	4.5	Not Av...	Not Av...	93.18	Not Av...
1997	269,100	27.368	26.580	Not Av...	6.322	936	6.5	4.0	Not Av...	Not Av...	98.61	Not Av...

點按 Journal Impact Factor 底下 Graph 即會產生相對應的 Metric Trend

- Source Data
- Rank
- Cited Journal Data
- Citing Journal Data
- Box Plot
- Journal Relationships
- Metric Trend**



## Impact Factor Without Journal Self Cites 影響指數

### Impact Factor Without Journal Self Cites

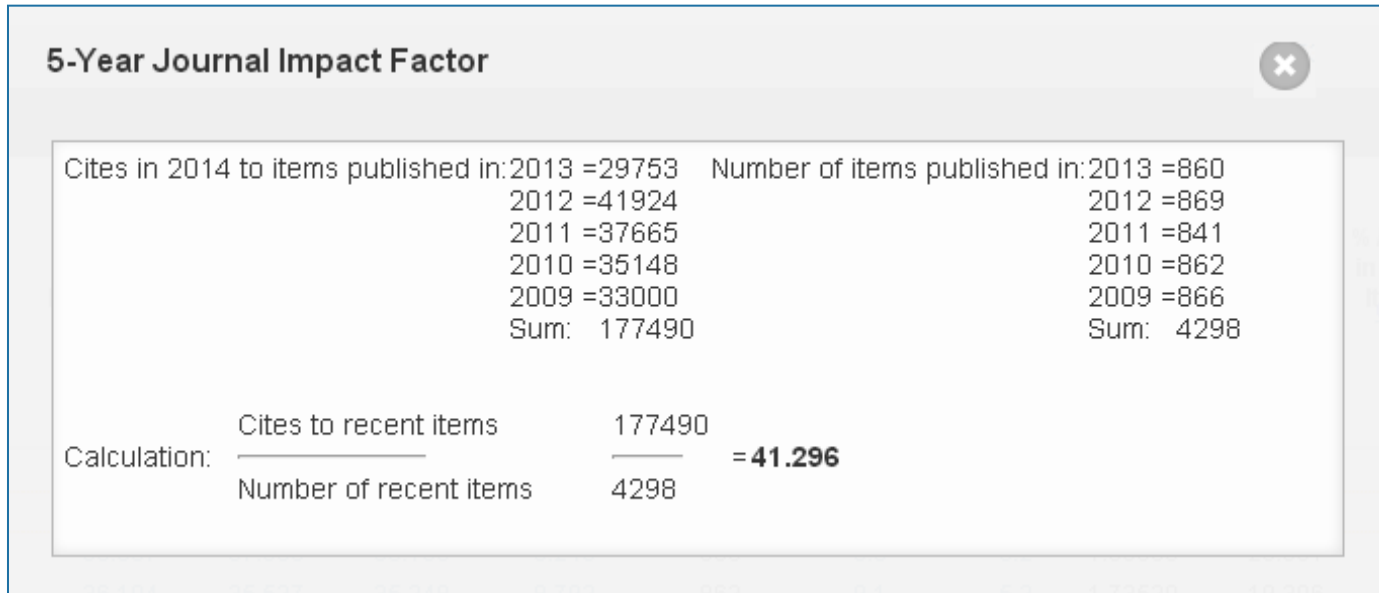
The tables show the contribution of the journals self cites to its impact factor. This information is also represented in the cited journal graph.

Total Cites	590324	Self Cites	4504(0.763% of 590324)
Cites to Years Used in Impact Factor Calculation	72420	Self Cites to Years Used in Impact Factor Calculation	1198(1.654% of 72420)
Impact Factor	42.351	Impact Factor without Self Cites	41.65

- 影響指數除去自我引用次數後，所計算的結果為它刊引用該刊的影響指數
- 即【該期刊早2年被收錄於ISI資料庫的文獻被引用次數的和】(扣除自我引用次數) 除以【該期刊早2年所有出版文獻總數】(扣除自我引用篇數)



## 5-Year Journal Impact Factor 5年影響指數



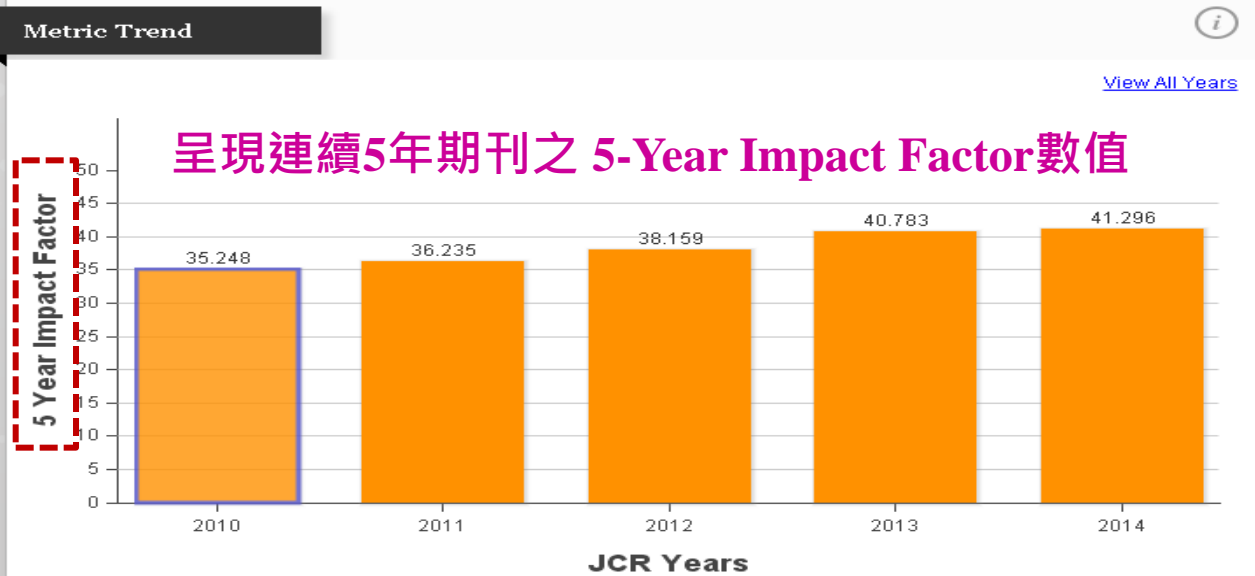
- 5年影響指數的查看是指該期刊於早5年所出版的文獻數在某一特定年份被其它文章引用的平均數。提供年代更長的期刊引用趨勢，引用活動範圍因而隨之放大，使用者更能夠快速瀏覽豐富的資料
- 即【該期刊早5年被收錄於ISI資料庫的文獻被引用次數的而這是提供比較相同研究領域中，期刊相對重要程度的方法和】除以【該期刊早5年所有出版文獻總數】

**Key Indicators**

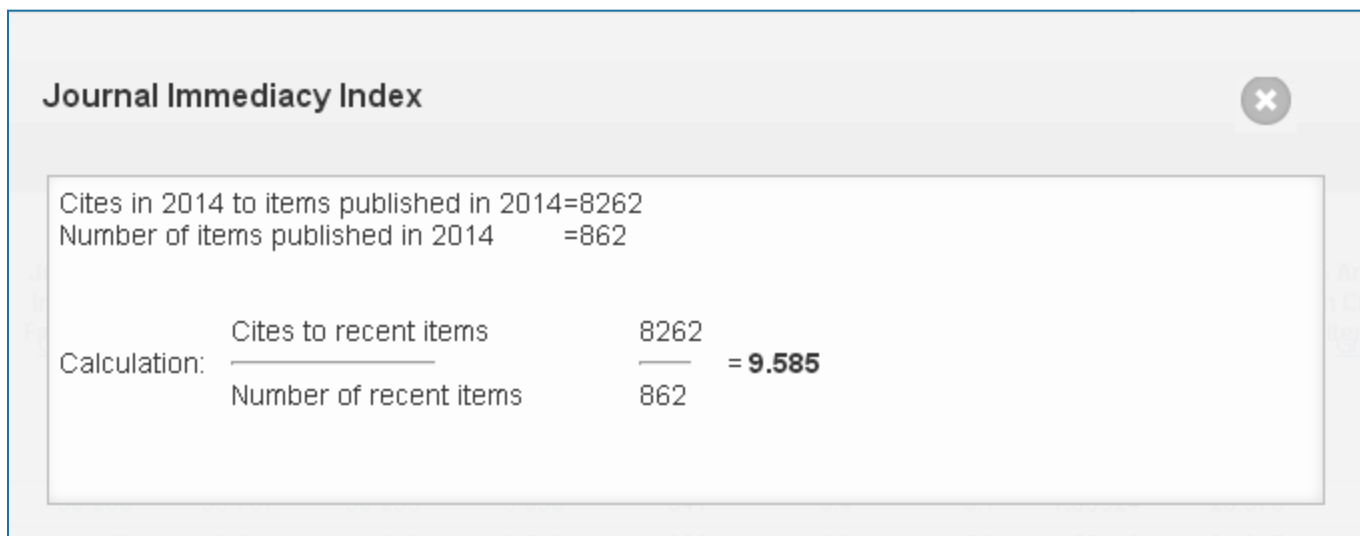
Year	Total Cites <a href="#">Graph</a>	Journal Impact Factor <a href="#">Graph</a>	Impact Factor Without Journal Self Cites <a href="#">Graph</a>	5 Year Impact Factor <a href="#">Graph</a>	Immediacy Index <a href="#">Graph</a>	Citable Items <a href="#">Graph</a>	Cited Half-Life <a href="#">Graph</a>	Citing Half-Life <a href="#">Graph</a>	Eigenfactor Score <a href="#">Graph</a>	Article Influence Score <a href="#">Graph</a>	% Articles in Citable Items <a href="#">Graph</a>	Normalized Eigenfactor <a href="#">Graph</a>
2014	617,363	41.456	40.821	41.296	9.585							
2013	590,324	42.351	41.650	40.783	8.457							
2012	554,745	38.597	37.956	38.159	9.243							
2011	526,505	36.280	35.707	36.235	9.690							
2010	511,248	36.104	35.527	35.248	8.792							
2009	483,039	34.480	33.855	32.906	8.209							
2008	443,967	31.434	30.864	31.210	8.194							
2007	417,228	28.751	28.263	30.616	7.385							
2004	363,374	32.182	31.535	Not Av...	6.089							
2003	343,528	30.979	30.345	Not Av...	6.679	859	7.0	4.5	Not Av...	Not Av...	94.76	Not Av...
2002	326,546	30.432	29.790	Not Av...	7.504	889	6.9	4.3	Not Av...	Not Av...	92.58	Not Av...
1999	303,563	29.491	28.840	Not Av...	4.956	1,016	6.7	4.1	Not Av...	Not Av...	98.23	Not Av...
2005	372,784	29.273	28.645	Not Av...	5.825	1,065	7.5	4.7	Not Av...	Not Av...	94.74	Not Av...
1998	288,026	28.833	28.086	Not Av...	5.947	980	6.6	4.3	Not Av...	Not Av...	98.06	Not Av...
2001	315,640	27.955	27.299	Not Av...	7.734	939	6.9	4.5	Not Av...	Not Av...	93.18	Not Av...
1997	269,100	27.368	26.580	Not Av...	6.322	936	6.5	4.0	Not Av...	Not Av...	98.61	Not Av...

點按  
5 Year Impact Factor 底下 Graph  
即會產生相對應的 Metric Trend

- Source Data
- Rank
  - Cited Journal Data
  - Citing Journal Data
  - Box Plot
  - Journal Relationships
  - Metric Trend**



## Immediacy Index 立即指數



- 立即指數為該期刊於當年所出版的文獻數在當年度被其它文章引用的平均數。可以評量一本期刊中，所收文章在發表同一年內被引用的頻率
- 即【該期刊當年被收錄於ISI資料庫的文獻被引用次數的和】除以【該期刊當年所有出版文獻總數】

**Key Indicators**

Year	Total Cites <a href="#">Graph</a>	Journal Impact Factor <a href="#">Graph</a>	Impact Factor Without Journal Self Cites <a href="#">Graph</a>	5 Year Impact Factor <a href="#">Graph</a>	Immediacy Index <a href="#">Graph</a>	Citable Items <a href="#">Graph</a>	Cited Half-Life <a href="#">Graph</a>	Citing Half-Life <a href="#">Graph</a>	Eigenfactor Score <a href="#">Graph</a>	Article Influence Score <a href="#">Graph</a>	% Articles in Citable Items <a href="#">Graph</a>	Normalized Eigenfactor <a href="#">Graph</a>
2011	526,505	36.280	35.707	36.235	9.690	841						
2014	617,363	41.456	40.821	41.296	9.585	862						
2012	554,745	38.597	37.956	38.159	9.243	869						
2010	511,248	36.104	35.527	35.248	8.792	862						
2013	590,324	42.351	41.650	40.783	8.457	857						
2009	483,039	34.480	33.855	32.906	8.209	866						
2008	443,967	31.434	30.864	31.210	8.194	899						
2001	315,640	27.955	27.299	Not Av...	7.734	939						
2002	326,546	30.432	29.790	Not Av...	7.504	889						
2007	417,228	28.751	28.263	30.616	7.385	841	8.0	4.8	1.83870	16.996	93.70	Not Av...
2006	390,690	26.681	26.060	Not Av...	6.789	962	7.8	4.6	Not Av...	Not Av...	94.07	Not Av...
2003	343,528	30.979	30.345	Not Av...	6.679	859	7.0	4.5	Not Av...	Not Av...	94.76	Not Av...
1997	269,100	27.368	26.580	Not Av...	6.322	936	6.5	4.0	Not Av...	Not Av...	98.61	Not Av...
2004	363,374	32.182	31.535	Not Av...	6.089	878	7.2	4.6	Not Av...	Not Av...	97.61	Not Av...
1998	288,026	28.833	28.086	Not Av...	5.947	980	6.6	4.3	Not Av...	Not Av...	98.06	Not Av...
2005	372,784	29.273	28.645	Not Av...	5.825	1,065	7.5	4.7	Not Av...	Not Av...	94.74	Not Av...

**Metric Trend**

呈現連續5年期刊立即影響指數數值

JCR Year	5 Year Impact Factor
2010	35.248
2011	36.235
2012	38.159
2013	40.783
2014	41.296

點按Immediacy Index  
底下Graph  
即會產生相對應的Metric Trend

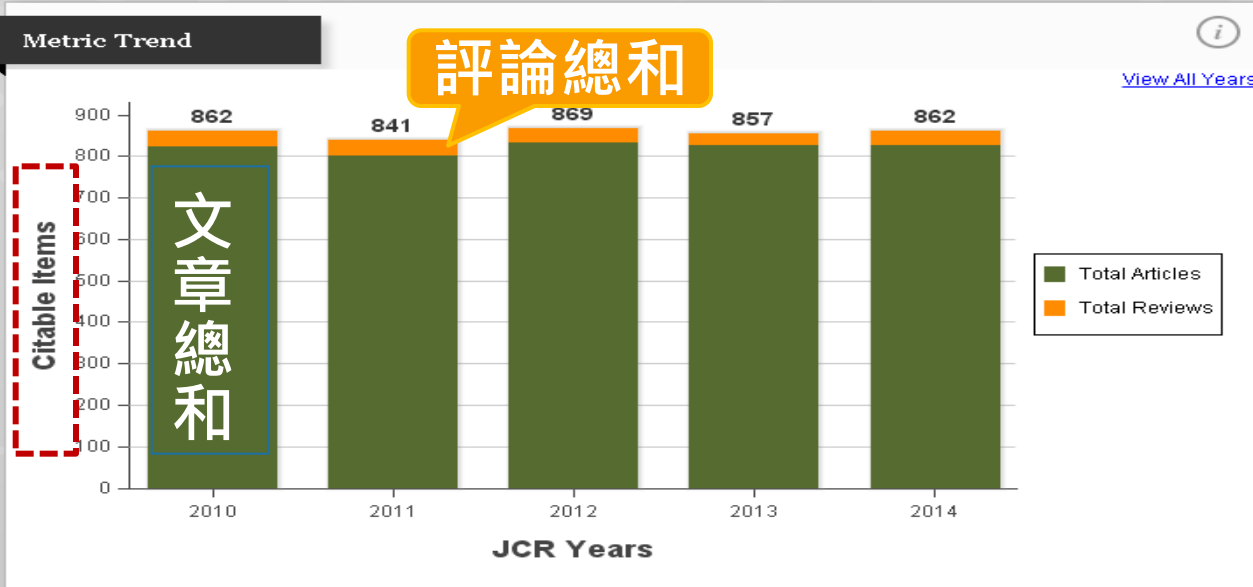
Metric Trend

**Key Indicators**

Year	Total Cites <a href="#">Graph</a>	Journal Impact Factor <a href="#">Graph</a>	Impact Factor Without Journal Self Cites <a href="#">Graph</a>	5 Year Impact Factor <a href="#">Graph</a>	Immediacy Index <a href="#">Graph</a>	Citable Items <a href="#">Graph</a>	Cited Half-Life <a href="#">Graph</a>	Citing Half-Life <a href="#">Graph</a>	Eigenfactor Score <a href="#">Graph</a>	Article Influence Score <a href="#">Graph</a>	% Articles in Citable Items <a href="#">Graph</a>	Normalized Eigenfactor <a href="#">Graph</a>
2004	363,374	32.182	31.535	Not Av...	6.089	878	7.2	4.6	Not Av...	Not Av...	97.61	Not Av...
2012	554,745	38.597	37.956	38.159	9.243	869	9.6	5.2	1.56539	20.801	96.09	Not Av...
2009	483,039	34.480	33.855	32.906	8.209	866	8.9	5.1	1.74605	18.062	92.38	Not Av...
2014	617,363	41.456	40.821	41.296	9.585	862	>10.0	5.6	1.50140	21.947	96.06	167.3...
2010	511,248	36.104	35.527	35.248	8.792	862	9.1	5.2	1.73520	19.306	95.71	Not Av...
2003	343,528	30.979	30.345	Not Av...	6.679	859	7.0	4.5	Not Av...	Not Av...	94.76	Not Av...
2013	590,324	42.351	41.650	40.783	8.457	857	9.8	5.4	1.60305	22.184	96.73	176.6...

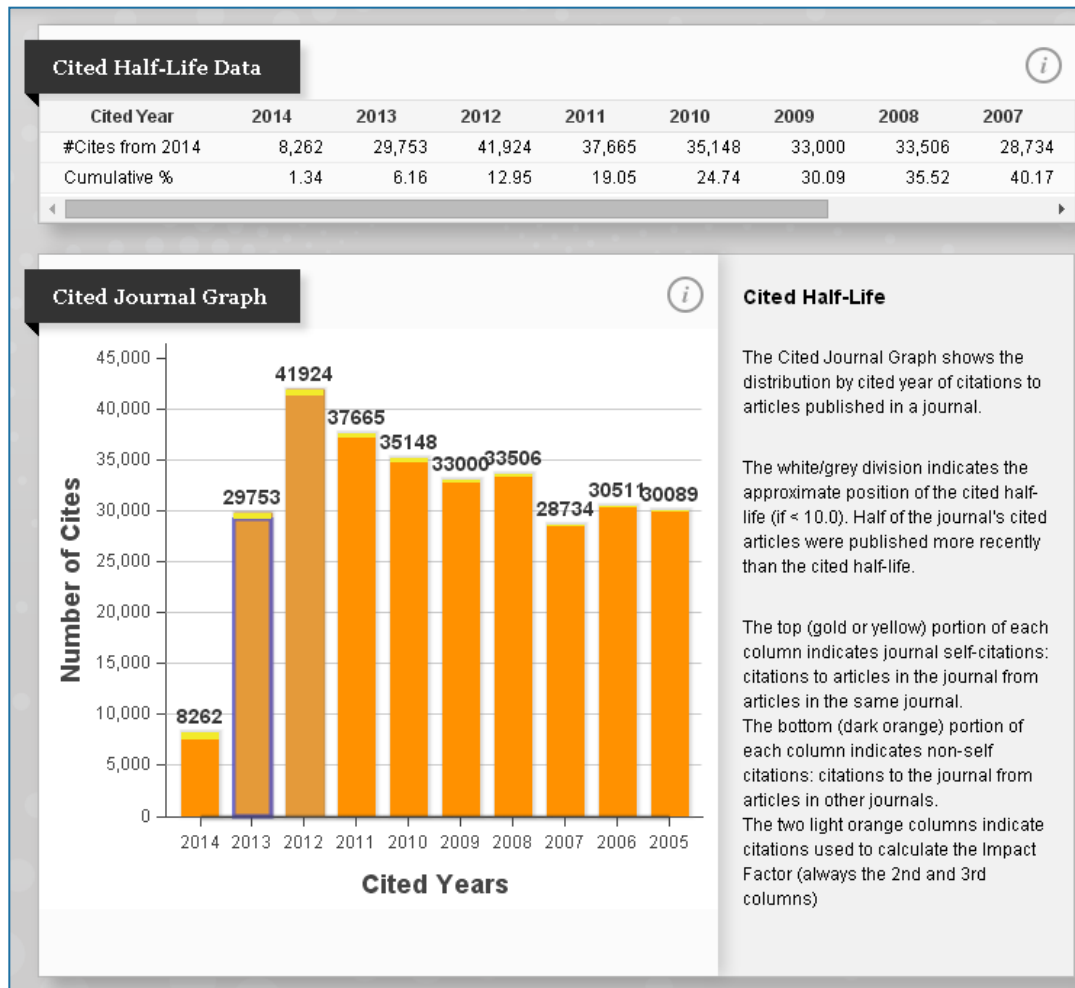
點按Citable Items  
底下Graph  
即會產生相對應的Metric Trend

- Source Data
- Rank
- Cited Journal Data
- Citing Journal Data
- Box Plot
- Journal Relationships
- Metric Trend**



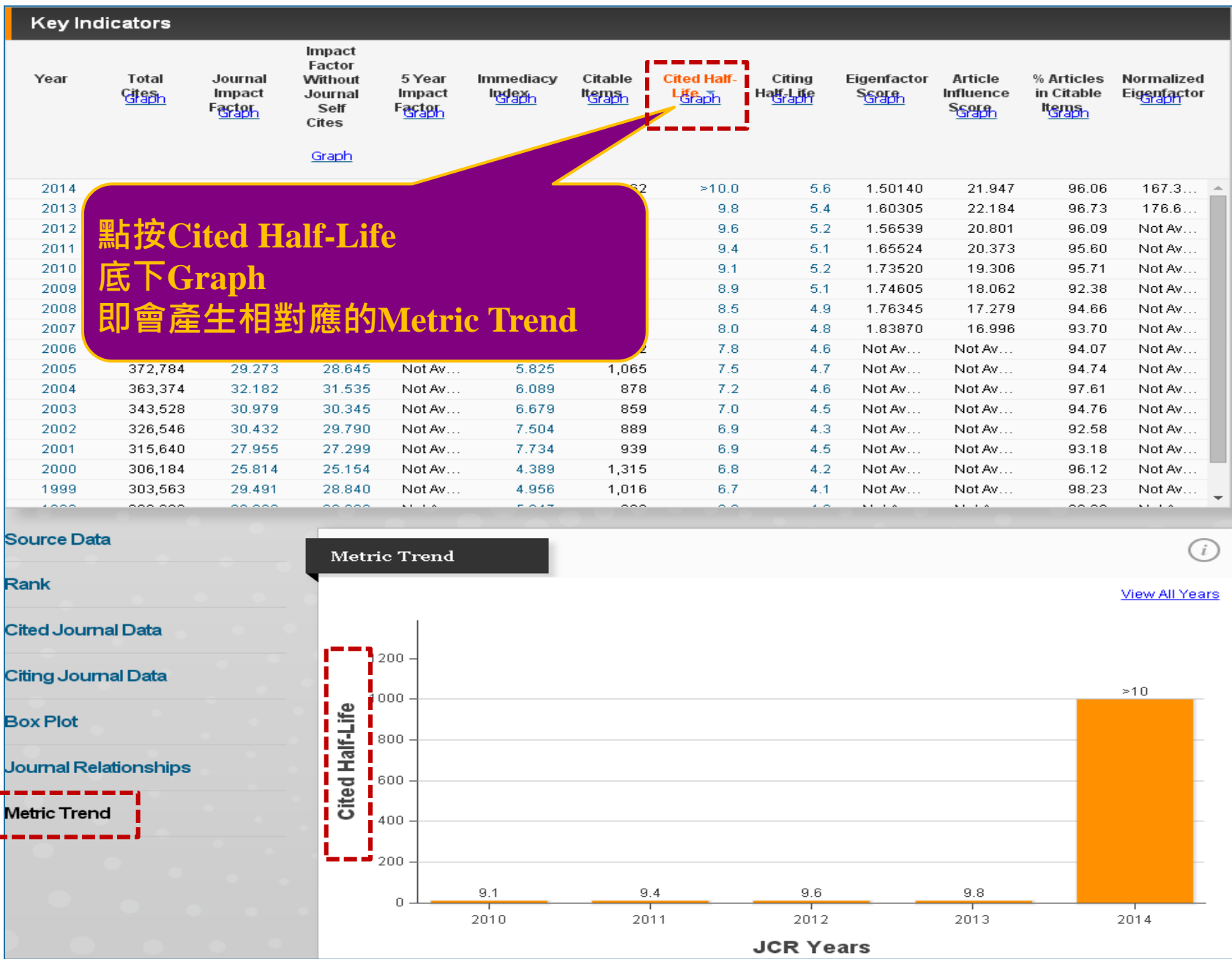


## Cited Half-Life被引用半衰期

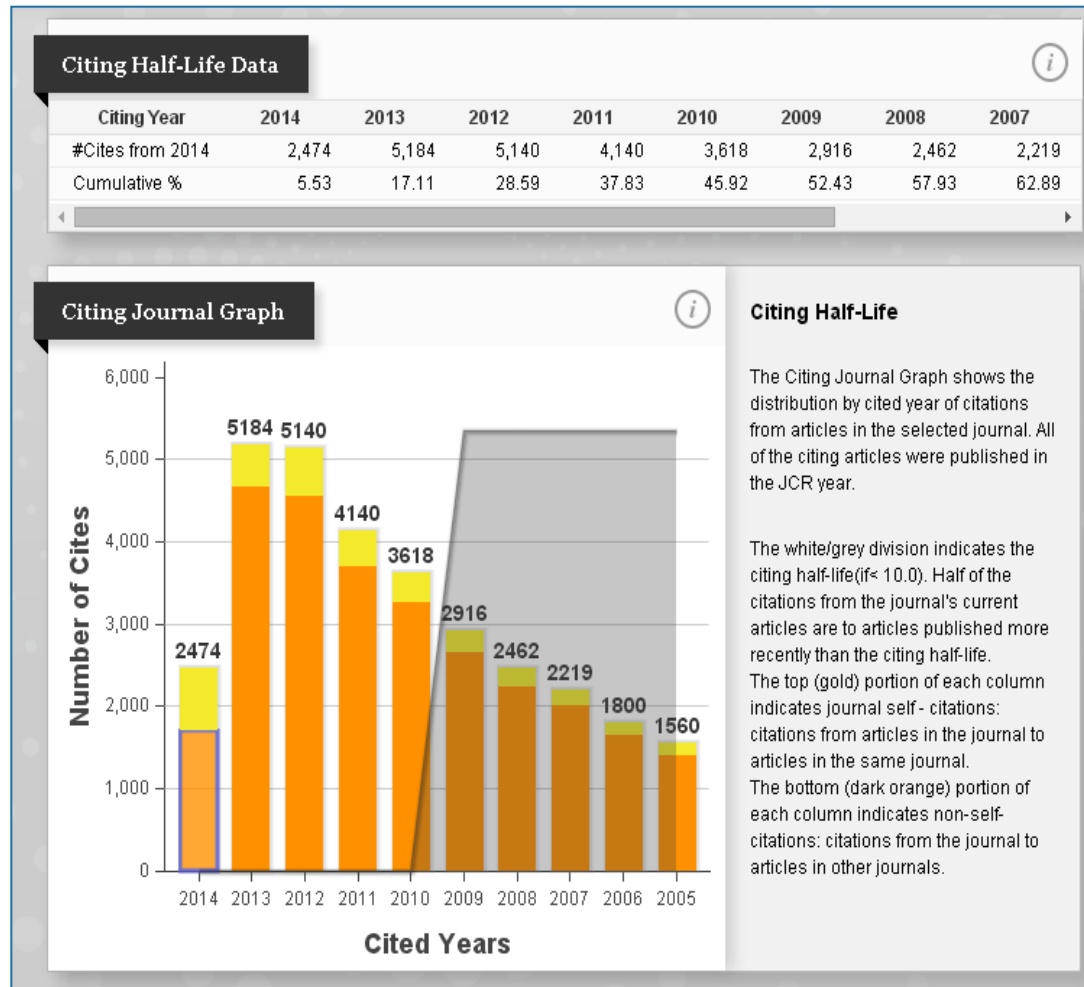


- 被引用半衰期是指從最近一年算起，一期刊被引用次數達到全部被引用次數的50%時所需之時間
- 被引用半衰期有二規定：該期刊必須被引用100次以上才列出當10年內其被引用次數未達總被引用次數的50%時，以>10.0表示

用途：  
計算某一期刊所刊登的論文平均經過多久時間仍然還會被引用



## Citing Half-Life引用半衰期



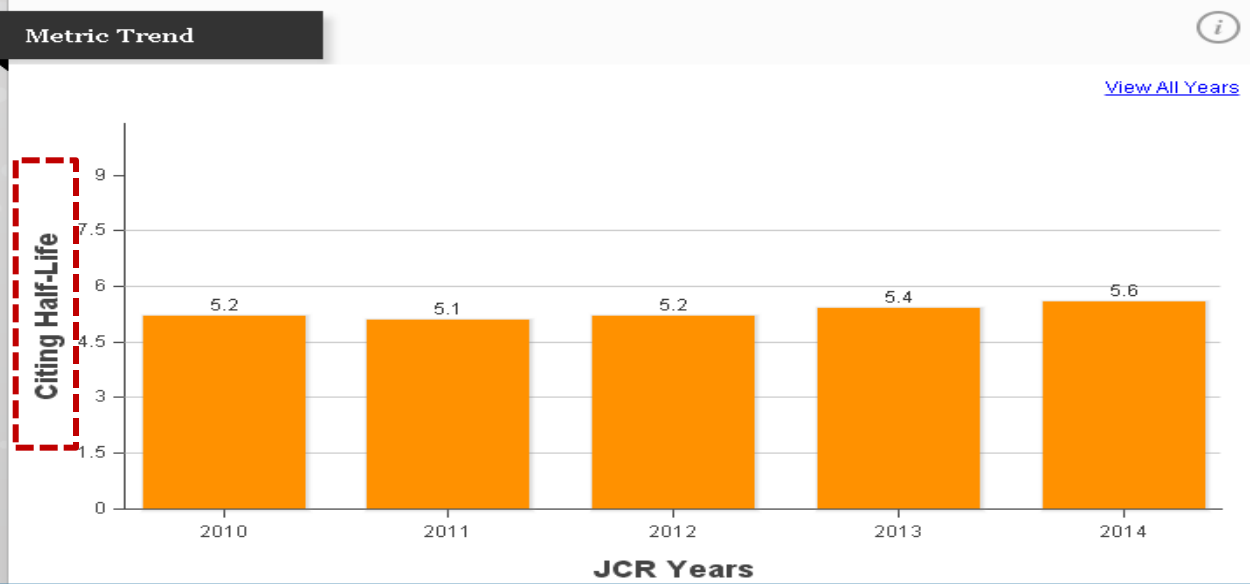
- 引用半衰期是指從最近一年算起，一期刊引用其他期刊次數達到全部引用次數的50%所需的時間。可以了解一本期刊在近十年引用的情況

**用途：**  
引用半衰期的值愈高，表示該期刊所引用之參考文獻時效性愈高

Year	Total Cites <a href="#">Graph</a>	Journal Impact Factor <a href="#">Graph</a>	Impact Factor Without Journal Self Cites <a href="#">Graph</a>	5 Year Impact Factor <a href="#">Graph</a>	Immediacy Index <a href="#">Graph</a>	Citable Items <a href="#">Graph</a>	Cited Half-Life <a href="#">Graph</a>	Citing Half-Life <a href="#">Graph</a>	Eigenfactor Score <a href="#">Graph</a>	Article Influence Score <a href="#">Graph</a>	% Articles in Citable Items <a href="#">Graph</a>	Normalized Eigenfactor <a href="#">Graph</a>
2014						962	>10.0	5.6	1.50140	21.947	96.06	167.3...
2013							9.8	5.4	1.60305	22.184	96.73	176.6...
2012							9.6	5.2	1.56539	20.801	96.09	Not Av...
2010							9.1	5.2	1.73520	19.306	95.71	Not Av...
2011							9.4	5.1	1.65524	20.373	95.60	Not Av...
2009							8.9	5.1	1.74605	18.062	92.38	Not Av...
2008							8.5	4.9	1.76345	17.279	94.66	Not Av...
2007							8.0	4.8	1.83870	16.996	93.70	Not Av...
2005						5	7.5	4.7	Not Av...	Not Av...	94.74	Not Av...
2006	390,690	26.681	26.060	Not Av...	6.789	962	7.8	4.6	Not Av...	Not Av...	94.07	Not Av...
2004	363,374	32.182	31.535	Not Av...	6.089	878	7.2	4.6	Not Av...	Not Av...	97.61	Not Av...
2003	343,528	30.979	30.345	Not Av...	6.679	859	7.0	4.5	Not Av...	Not Av...	94.76	Not Av...
2001	315,640	27.955	27.299	Not Av...	7.734	939	6.9	4.5	Not Av...	Not Av...	93.18	Not Av...
2002	326,546	30.432	29.790	Not Av...	7.504	889	6.9	4.3	Not Av...	Not Av...	92.58	Not Av...
1998	288,026	28.833	28.086	Not Av...	5.947	980	6.6	4.3	Not Av...	Not Av...	98.06	Not Av...
2000	306,184	25.814	25.154	Not Av...	4.389	1,315	6.8	4.2	Not Av...	Not Av...	96.12	Not Av...

點按Citing Half-Life  
底下Graph  
即會產生相對應的Metric Trend

- Source Data
- Rank
- Cited Journal Data
- Citing Journal Data
- Box Plot
- Journal Relationships
- Metric Trend**



# Eigenfactor Score



- 可瞭解特定期刊在學術引用社群的總影響力
- 利用期刊引用網絡(Citation Network)找出評估較具權威性的期刊
  - 類似Google Page Rank的概念
  - 若該期刊被較具影響力之期刊引用，則得到較高的引文值
    - 具有相同引用次數的期刊，A被較具影響力的期刊引用，B被一般期刊引用，則A得到較高的數值
  - 模擬研究者藉由引用行為從A移動至B、C...D期刊的隨機過程
- 採用近五年的citation widow

## Article Influence Score



- Article Influence可提供該期刊平均每篇文章的影響力
  - 計算方式=(該期刊的Eigenfactor/該期刊當年文章數)\*0.01
  - 在JCR資料庫所有文章的平均值為1
  - 若該期刊Article Influence Score大於1，表示該期刊每篇文章影響力居於JCR資料庫所有文章的平均值以上；反之，小於1則在平均值以下

### Key Indicators

Year	Total Cites <a href="#">Graph</a>	Journal Impact Factor <a href="#">Graph</a>	Impact Factor Without Journal Self Cites <a href="#">Graph</a>	5 Year Impact Factor <a href="#">Graph</a>	Immediacy Index <a href="#">Graph</a>	Citable Items <a href="#">Graph</a>	Cited Half-Life <a href="#">Graph</a>	Citing Half-Life <a href="#">Graph</a>	Eigenfactor Score <a href="#">Graph</a>	Article Influence Score <a href="#">Graph</a>	% Articles in Citable Items <a href="#">Graph</a>	Normalized Eigenfactor <a href="#">Graph</a>
1997	269,100	27.368	26.6						Not Av...	Not Av...	98.61	Not Av...
1999	303,563	29.491	29						Not Av...	Not Av...	98.23	Not Av...
1998	288,026	28.833	28						Not Av...	Not Av...	98.06	Not Av...
2004	363,374	32.182	32						Not Av...	Not Av...	97.61	Not Av...
2013	590,324	42.351	42						305	22.184	96.73	176.6...
2000	306,184	25.814	25						Not Av...	Not Av...	96.12	Not Av...
2012	554,745	38.597	38						539	20.801	96.09	Not Av...
2014	617,363	41.456	41						40	21.947	96.06	167.3...
2010	511,248	36.104	35						520	19.306	95.71	Not Av...
2011	526,505	36.280	35.707	36.235	9.690	841	9.4	5.1	1.65524	20.373	95.60	Not Av...
2003	343,528	30.979	30.345	Not Av...	6.679	859	7.0	4.5	Not Av...	Not Av...	94.76	Not Av...
2005	372,784	29.273	28.645	Not Av...	5.825	1,065	7.5	4.7	Not Av...	Not Av...	94.74	Not Av...
2008	443,967	31.434	30.864	31.210	8.194	899	8.5	4.9	1.76345	17.279	94.66	Not Av...
2006	390,690	26.681	26.060	Not Av...	6.789	962	7.8	4.6	Not Av...	Not Av...	94.07	Not Av...
2007	417,228	28.751	28.263	30.616	7.385	841	8.0	4.8	1.83870	16.996	93.70	Not Av...
2001	315,640	27.955	27.299	Not Av...	7.734	939	6.9	4.5	Not Av...	Not Av...	93.18	Not Av...

點按% Articles in Citable Items  
底下Graph  
即會產生相對應的Metric Trend

- Source Data
- Rank
- Cited Journal Data
- Citing Journal Data
- Box Plot
- Journal Relationships
- Metric Trend**



期刊各項指標

說明

20/20



點按 Normalized Eigenfactor 底下 Graph 即會產生相對應的 Metric Trend

Metric Trend



# A區-a.期刊查詢 4/4

檢索結果頁面

期刊細部呈現

- 包含期刊：
  - *Source Data*
  - *Rank*
  - *Cited Journal Data*
  - *Citing Journal Data*
  - *Box Plot*
  - *Journal Relationships*

The screenshot displays the InCites Journal Citation Reports interface for the journal NATURE. The page is titled "期刊相關資訊" (Journal Related Information) and "期刊各項指標" (Journal Various Indicators). It provides a detailed overview of the journal's performance metrics from 1999 to 2014.

**Journal Profile:** NATURE, ISSN: 0028-0836, NATURE PUBLISHING GROUP, MACMILLAN BUILDING, 4 CRINAN ST, LONDON N1 9XX, ENGLAND, ENGLAND.

**Key Indicators Table:**

Year	Total Cites	Journal Impact Factor	Impact Factor Without Journal Self Cites	5 Year Impact Factor	Immediacy Index	Citable Items	Cited Half-Life	Citing Half-Life	Eigenfactor Score	Article Influence Score	% Articles in Citable Items	Normalized Eigenfactor
2014	617,363	41.456	40.821	41.296	9.585	862	>10.0	5.6	1.50140	21.947	96.06	167.3...
2013	590,324	42.351	41.650	40.783	8.457	857	9.8	5.4	1.60305	22.184	96.73	176.6...
2012	554,745	38.597	37.956	38.159	9.243	869	9.6	5.2	1.56539	20.801	96.09	Not Av...
2011	526,505	36.280	35.707	36.235	9.690	841	9.4	5.1	1.65524	20.373	95.60	Not Av...
2010	511,248	36.104	35.527	35.248	8.792	862	9.1	5.2	1.73520	19.306	95.71	Not Av...
2009	483,039	34.480	33.855	32.906	8.209	866	8.9	5.1	1.74605	18.062	92.38	Not Av...
2008	443,967	31.434	30.864	31.210	8.194	899	8.5	4.9	1.76345	17.279	94.66	Not Av...
2007	417,228	28.751	28.263	30.616	7.385	841	8.0	4.8	1.83870	16.996	93.70	Not Av...
2006	390,690	26.681	26.060	Not Av...	6.789	962	7.8	4.6	Not Av...	Not Av...	94.07	Not Av...
2005	372,784	29.273	28.645	Not Av...	5.825	1,065	7.5	4.7	Not Av...	Not Av...	94.74	Not Av...
2004	363,374	32.182	31.535	Not Av...	6.089	878	7.2	4.6	Not Av...	Not Av...	97.61	Not Av...
2003	343,528	30.979	30.345	Not Av...	6.679	859	7.0	4.5	Not Av...	Not Av...	94.76	Not Av...
2002	326,546	30.432	29.790	Not Av...	6.225	857	6.8	4.5	Not Av...	Not Av...	92.58	Not Av...
2001	315,640	27.955	27.225	Not Av...	5.825	857	6.8	4.5	Not Av...	Not Av...	93.18	Not Av...
2000	306,184	25.814	25.115	Not Av...	5.825	857	6.8	4.5	Not Av...	Not Av...	96.12	Not Av...
1999	303,563	29.491	28.845	Not Av...	5.825	857	6.8	4.5	Not Av...	Not Av...	98.23	Not Av...

**Journal Source Data Table:**

	Citable Items			Other
	Articles	Reviews	Combined	
Number in JCR Year 2014 (A)	828	34	862	1,705
Number of References (B)	34,631	3,697	38,328	6,441
Ratio (B/A)	41.8	108.7	44.5	3.8

## •Source Data

列出該本期刊上一年度所計算的母體資料

Rank	Journal Source Data <span style="float: right;">(i)</span>				
	Articles	Reviews	Combined	Other	
Cited Journal Data					
Citing Journal Data					
Box Plot					
Journal Relationships					
	<b>Number in JCR Year 2014 (A)</b>	828	34	<b>862</b>	1,705
	<b>Number of References (B)</b>	34,631	3,697	38,328	6,441
	<b>Ratio (B/A)</b>	41.8	108.7	44.5	3.8

計算引用數值的文獻類型包含：研究型文章(Article)及評論(Review)

■評論(Review)符合以下其中之一特性：

- 該評論引用超過100筆參考文獻
- 該評論出自評論性期刊或於期刊中關有專欄
- 該篇評論名稱有出現Review或Overview字眼

■Other所包含的文獻類型如：社論、通訊、新聞及會議摘要(不列入引用計數)

# •Rank

期刊細部呈現

說明

02/07

Source Data

Rank

Cited Journal Data

Citing Journal Data

Box Plot

Journal Relationships

列出該刊自進入  
JCR各年度的  
JIF及Quartile

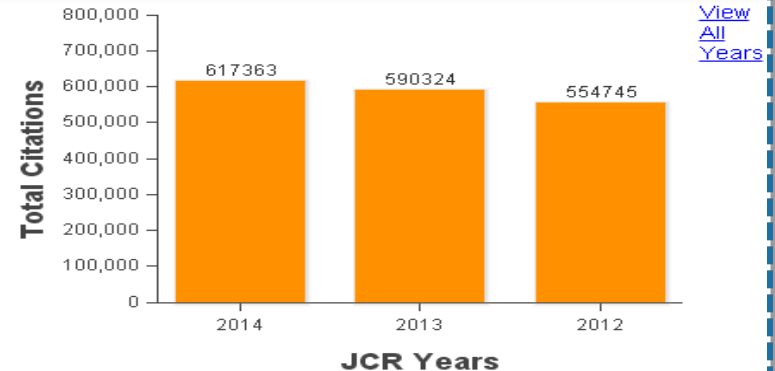
## JCR Impact Factor

JCR Year	MULTIDISCIPLINARY SCIENCES		JIF Percentile
	Rank	Quartile	
2014	1/56	Q1	99.107
2013	1/55	Q1	99.091
2012	1/56	Q1	99.107
2011	1/56	Q1	99.107
2010	1/59	Q1	99.153
2009	1/50	Q1	99.000
2008	1/42	Q1	98.810
2007	1/50	Q1	99.000
2006	2/50	Q1	97.000
2005	2/48	Q1	96.875
2004	1/45	Q1	98.889
2003	1/46	Q1	98.913
2002	1/48	Q1	98.958
2001	1/45	Q1	98.889
2000	1/49	Q1	98.980
1999	1/52	Q1	99.038
1998	1/62	Q1	99.194

SCI及其團隊建立的重要新指標。標準化的JIF提供百分比數值允許期刊在不同類別進行適當並有意義的比較

## ESI Total Citations

JCR Year	MULTIDISCIPLINARY
2014	1/42-Q1
2013	1/35-Q1
2012	1/39-Q1



ESI中該刊於  
所屬學科排名及  
Quartile表現

# •Cited Journal Data

期刊細部呈現  
— 說明

03/07

呈現被引用期刊次數近10年的分布圖

呈現被引用期刊詳細清單及其各年的JIF

Source Data

Rank

**Cited Journal Data**

Citing Journal Data

Box Plot

Journal Relationships

Cited Half-Life Data								
Cited Year	2014	2013	2012	2011	2010	2009	2008	2007
#Cites from 2014	8,262	29,753	41,924	37,665	35,148	33,009	33,506	28,734
Cumulative %	1.34	6.16	12.95	19.05	24.74	30.09	35.52	40.17

**Cited Journal Graph**

**CITED JOURNAL GRAPH**

The Cited Journal Graph shows the distribution (by cited year) of citations published in journals during the JCR year to items published in the Journal during the last 10 years.

The white/grey division indicates the cited half-life (if < 10.0). Half of the citations are to items that were published more recently than the cited half-life.

The two light-orange columns indicate citations used to calculate the Impact Factor (always the 2nd and 3rd columns).

Cited Journal Data							
Impact	Citing Journal	All Yrs	2014	2013	2012	2011	2010
1	ALL Journals	617,363	8,262	29,753	41,924	37,665	
2	ALL OTHERS (1244)	1,244	18	35	53	62	
3	3.234 PLOS ONE	22,432	201	928	1,588	1,328	
4	9.674 P NATL ACAD SCI USA	7,568	176	464	691	645	
5	11.470 NAT COMMUN	6,881	114	522	745	543	
6	5.578 SCI REP-UK	5,133	54	257	357	311	
7	3.736 PHYS REV B	5,095	47	291	367	274	
8	4.573 J BIOL CHEM	4,914	51	260	295	360	
9	41.456 NATURE	4,671	760	506	591	429	
10	2.808 PHYS REV A	4,076	89	286	313	425	
11	3.840 RSC ADV	3,472	14	94	115	90	
12	9.112 NUCLEIC ACIDS RES	3,384	69	221	387	278	
13	5.993 ASTROPHYS J	3,382	101	264	280	298	
14	7.512 PHYS REV LETT	3,289	59	271	283	272	
15	3.302 APPL PHYS LETT	3,018	31	156	214	201	
16	5.107 MON NOT R ASTRON SOC	2,975	43	187	196	216	
17	3.426 J GEOPHYS RES	2,891	19	146	137	122	

# •Citing Journal Data

期刊細部呈現  
— 說明

04/07

Source Data

Rank

Cited Journal Data

**Citing Journal Data**

Box Plot

Journal Relationships

### Citing Half-Life Data

Citing Year	2014	2013	2012	2011	2010	2009	2008	2007
#Cites from 2014	2,474	5,184	5,140	4,140	3,618	2,916	2,462	2,219
Cumulative %	5.53	17.11	28.59	37.83	45.92	52.43	57.93	62.89

### Citing Journal Graph

**CITING JOURNAL GRAPH**

The Citing Journal Graph shows the distribution (by cited year) of citations published in the Journal during the JCR year to items published in journals during the last 10 years.

The white/grey division indicates the citing half-life (if < 10.0). Half of the citations are to items that were published more recently than the citing half-life.

### Citing Journal Data

Impact	Cited Journal	All Yrs	2014	2013	2012	2011	2010
1	ALL JOURNALS	44,769	2,474	5,184	5,140	4,140	
2	ALL OTHERS (3196)	3,196	221	338	306	207	
3	41.456 NATURE	4,671	760	506	591	429	
4	33.611 SCIENCE	2,299	95	271	239	194	
5	9.674 P NATL ACAD SCI USA	1,732	84	200	213	162	
6	32.242 CELL	1,193	50	159	182	125	
7	5.993 ASTROPHYS J	959	51	142	113	80	
8	7.512 PHYS REV LETT	608	24	79	65	60	
9	4.573 J BIOL CHEM	572	9	41	37	55	
10	9.112 NUCLEIC ACIDS RES	461	14	47	57	55	
11	5.107 MON NOT R ASTRON SOC	453	29	75	68	45	
12	4.378 ASTRON ASTROPHYS	438	20	62	37	49	
13	29.352 NAT GENET	436	18	54	61	67	
14	12.113 J AM CHEM SOC	424	24	54	48	45	
15	3.426 J GEOPHYS RES	392	1	35	36	30	
16	3.234 PLOS ONE	387	18	78	112	76	
17	4.981 BIOINFORMATICS	320	5	15	20	34	

呈現引用期刊  
次數近10年的  
分布圖

呈現引用期刊  
詳細清單及其  
各年的JIF

# •Box Plot

Source Data

Rank

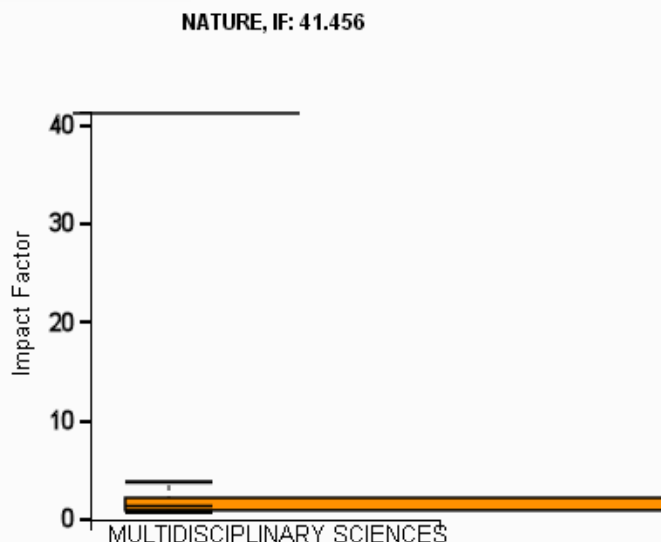
Cited Journal Data

Citing Journal Data

Box Plot

Journal Relationships

Category Box Plot

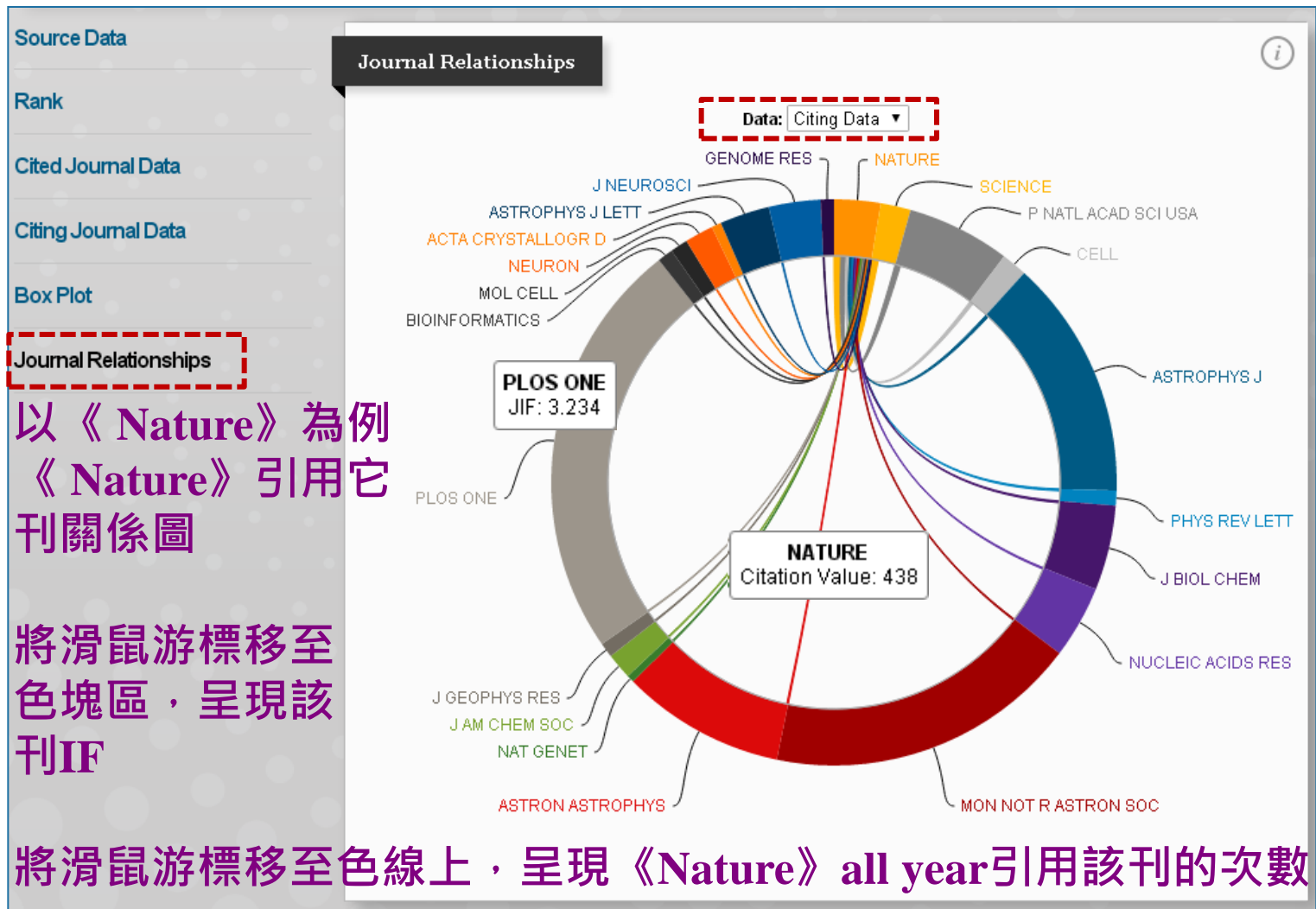


## Category Box Plot

The category box plot depicts the distribution of Impact Factors for all journals in the category. The horizontal line that forms the top of the box is the 75th percentile ( $Q_3$ ). The horizontal line that forms the bottom of the box is the 25th percentile ( $Q_1$ ). The horizontal line that intersects the box is the median Impact Factor for the category. Horizontal lines above and below the box, called *whiskers*, represent maximum and minimum values. The top whisker is the smaller of the following two values: the maximum Impact Factor (IF)  $Q_1 \text{ IF} + 3.5(Q_3 \text{ IF} - Q_1 \text{ IF})$ . The bottom whisker is the larger of the following two values: the minimum Impact Factor (IF)  $Q_3 \text{ IF} - 3.5(Q_3 \text{ IF} - Q_1 \text{ IF})$ . Box Plots are provided for the current JCR year for each of the categories in which the journal is indexed.

- 透過箱線圖來顯現某期刊在各個領域的排名相對位置
- 依據影響係數排名將期刊分四個等級：  
Q1為0%-25%、Q2為25%-50%、Q3為50%-75%、Q4則為75-100%
- +代表某領域期刊影響係數之平均值(mean)
- 上端的Whisker線為 $Q_1 + \text{四分位間距}$   
(即 $Q_3 - Q_1$ ，inter-quartile range)  $\times 1.5$ 倍，  
而所有大於Whisker上端為離群值，即圖形中的outlier

# •Journal Relationships 1/2

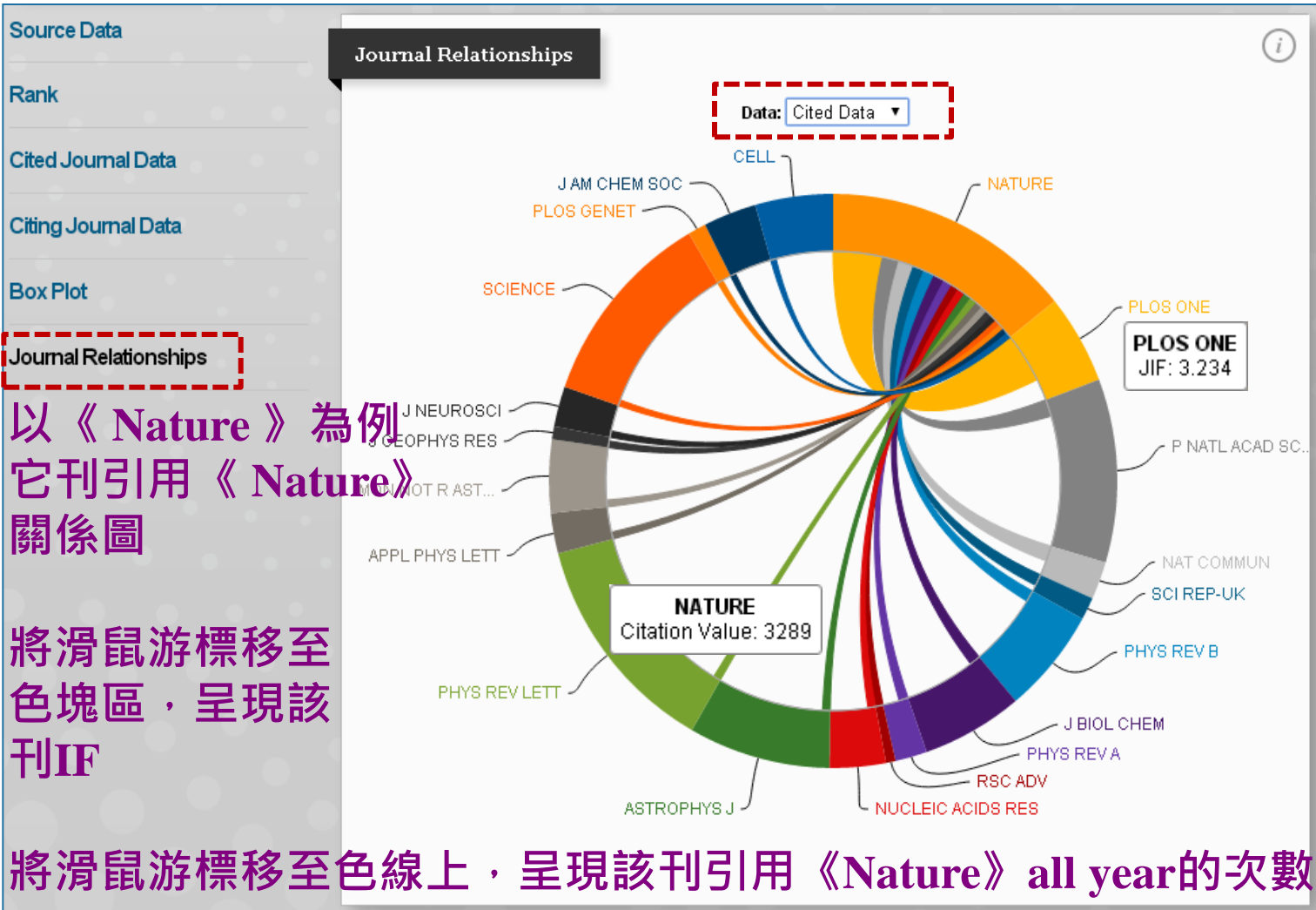


以《Nature》為例  
《Nature》引用它  
刊關係圖

將滑鼠游標移至  
色塊區，呈現該  
刊IF

將滑鼠游標移至色線上，呈現《Nature》all year引用該刊的次數

# • Journal Relationships 2/2



以《Nature》為例  
它刊引用《Nature》  
關係圖

將滑鼠游標移至  
色塊區，呈現該  
刊IF

將滑鼠游標移至色線上，呈現該刊引用《Nature》all year的次數



Home



Go to Journal Profile

Master Search

Compare Journals

View Title Changes

Select Journals

Select Categories

Select JCR Year

2014

Select Edition

SCIE  SSCI

Open Access

Open Access

Category Schema

Web of Science

JIF Quartile

Select Publisher

Select Country/Territory

Impact Factor Range

to

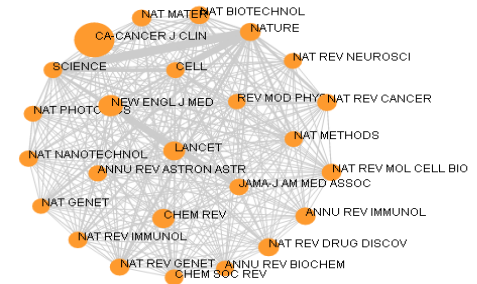
Clear Submit

Journals By Rank

Categories By Rank

Journal Titles Ranked by Impact Factor

Hide Visualization



1 - 25 of 11761

Compare Selected Journals

Add Journals to New or Existing List

Customize Indicators

	Full Journal Title	JCR Abbreviated Title	Total Cites	Journal Impact Factor	Citable It
1	CA-A CANCER JOURNAL FOR CLINICIANS	CA-CANCER J CLIN	18,594	115.840	
2	NEW ENGLAND JOURNAL OF MEDICINE	NEW ENGL J MED	268,652	55.873	
3	CHEMICAL REVIEWS	CHEM REV	137,600	46.568	
4	LANCET	LANCET	185,361	45.217	
5	NATURE REVIEWS DRUG DISCOVERY	NAT REV DRUG DISCOV	23,811	41.908	
6	NATURE BIOTECHNOLOGY	NAT BIOTECHNOL	45,986	41.514	
7	NATURE	NATURE	617,363	41.456	
8	Annual Review of Immunology	ANNU REV IMMUNOL	18,750	39.327	
9	NATURE REVIEWS MOLECULAR CELL BIOLOGY	NAT REV MOL CELL BIO	35,928	37.806	
10	NATURE REVIEWS CANCER	NAT REV CANCER	39,868	37.400	

Tell us what you think.

Help us improve the Journal Citation Reports by providing your feedback! [Click Here](#)

A區.  
2期刊比較



# A區-2.期刊比較<sup>1/1</sup>

選擇欲比較  
的年份

選擇欲比  
較的指標

輸入期刊名會出現建議選單

以《Nature》及  
《Science》為例

選擇欲比  
較的學科

The screenshot shows the 'Compare Journals' web interface. The main heading is 'Compare Journals'. Below it, there are four numbered steps:

- 1. Select Comparison:** Radio buttons for 'Quartile' and 'Trend'.
- 2. Select Journals:** A search box labeled 'Search Journals' with a dropdown menu showing 'NATURE' and 'SCIENCE'. A callout points to this dropdown.
- 3. Select JCR Years:** A list of years from 2014 down to 2007, with 2014 highlighted.
- 4. Select Metric:** A list of metrics including 'Journal Impact Factor', 'Impact Factor Without Self-cites', 'Journal Self-cites', '5 Year Impact Factor', 'Immediacy Index', 'Eigenfactor Score', 'Article Influence Score', 'JIF Quartile', and 'Citable Items'. 'Journal Impact Factor' is highlighted.

At the bottom, there is a 'Select Category' dropdown menu with 'MULTIDISCIPLINARY SCIENCES' selected. A 'Save' button is visible at the bottom right.

Web of Science™ InCites™ Journal Citation Reports® Essential Science Indicators™ EndNote™ max@sris.com.tw Help English

InCites™ Journal Citation Reports™ THOMSON REUTERS

Home

**A區**

Go to Journal Profile  
Master Search

Compare Journals

**View Title Changes** !

Select Journals

Select Categories

Select JCR Year  
2014

Select Edition  
 SCIE  SSCI

Open Access  
 Open Access

Category Schema  
Web of Science

JIF Quartile

Select Publisher

Select Country/Territory

Impact Factor Range  
 to  
Clear Submit

Journals By Rank Categories By Rank

Journal Titles Ranked by Impact Factor Hide Visualization

1 - 25 of 11761

Compare Selected Journals Add Journals to New or Existing List Customize Indicators

	Full Journal Title	JCR Abbreviated Title	Total Cites	Journal Impact Factor	Citable It
1	CA-A CANCER JOURNAL FOR CLINICIANS	CA-CANCER J CLIN	18,594	115.840	
2	NEW ENGLAND JOURNAL OF MEDICINE	NEW ENGL J MED	268,652	55.873	
3	CHEMICAL REVIEWS	CHEM REV	137,600	46.568	
4	LANCET	LANCET	185,361	45.217	
5	NATURE REVIEWS DRUG DISCOVERY	NAT REV DRUG DISCOV	23,811	41.908	
6	NATURE BIOTECHNOLOGY	NAT BIOTECHNOL	45,986	41.514	
7	NATURE	NATURE	617,363	41.456	
8	Annual Review of Immunology	ANNU REV IMMUNOL	18,750	39.327	
9	NATURE REVIEWS MOLECULAR CELL BIOLOGY	NAT REV MOL CELL BIO	35,928	37.806	
10	NATURE REVIEWS CANCER	NAT REV CANCER	39,868	37.400	

Tell us what you think. Help us improve the Journal Citation Reports by providing your feedback! [Click Here](#)

© 2015 THOMSON REUTERS TERMS OF USE PRIVACY POLICY

**A區.**

**3刊名變更瀏覽**

# A區-3.刊名變更瀏覽<sup>1/2</sup>

Go to Journal Profile

Master Search

Compare Journals

**View Title Changes**

Select Journals

Select Categories

Select JCR Year

2014

Select Edition

SCIE  SSCI

Open Access

Open Access

Journals By Rank

Categories By Rank

Journal Titles Ranked by Impact Factor

Hide Visualization

NAT NAN CEBM SOC REV  
ANNU REV IMMUNOL

### Title Changes

## 2014年JCR所收錄期刊之刊名變更表

ACTA METEOROL SIN	changed to	J METEOROL RES-PRC	2014
ADV VIB ENG	changed to	J VIB ENG TECHNOL	2014
ANDROLOGY-US	merged from	INT J ANDROL	2013
ANDROLOGY-US	merged from	J ANDROL	2013
ANN GLOB HEALTH	changed from	MT SINAI J MED	2014
ANN SURG TREAT RES	changed from	J KOREAN SURG SOC	2014
ARCH DERMATOL	changed to	JAMA DERMATOL	2013
ARCH FACIAL PLAST S	changed to	JAMA FACIAL PLAST SU	2013
ARCH GEFLUGELKD	changed to	EUR POULTRY SCI	2014
ARCH GEN PSYCHIAT	changed to	JAMA PSYCHIAT	2013
ARCH INTERN MED	changed to	JAMA INTERN MED	2013
ARCH NEUROL-CHICAGO	changed to	JAMA NEUROL	2013
ARCH OPHTHALMOL-CHIC	changed to	JAMA OPHTHALMOL	2013

# A區-3.刊名變更瀏覽<sup>2/2</sup>

※刊名變更說明：

假設A、B皆是期刊名稱，以下為其表義：

**A Change to B**      A刊名改為B刊名

**A Change from B**      A刊名原為B刊名

**A Merged from B**      A刊合併自B刊

**A Merged into B**      A刊合併入B刊

**A Split from B**      A刊分刊自B刊

**A Split into B**      A刊分刊入B刊

Web of Science™ InCites™ Journal Citation Reports® Essential Science Indicators™ EndNote™ max@sris.com.tw Help English

InCites™ Journal Citation Reports™ THOMSON REUTERS

Home

**A區**

Go to Journal Profile  
Master Search

Compare Journals

View Title Changes

**Select Journals**

Select Categories

Select JCR Year  
2014

Select Edition  
 SCIE  SSCI

Open Access  
 Open Access

Category Schema  
Web of Science

JIF Quartile

Select Publisher

Select Country/Territory

Impact Factor Range  
to  
Clear Submit

Journals By Rank Categories By Rank

Journal Titles Ranked by Impact Factor Hide Visualization

1 - 25 of 11761

Compare Selected Journals Add Journals to New or Existing List Customize Indicators

	Full Journal Title	JCR Abbreviated Title	Total Cites	Journal Impact Factor	Citable It
1	CA-A CANCER JOURNAL FOR CLINICIANS	CA-CANCER J CLIN	18,594	115.840	
2	NEW ENGLAND JOURNAL OF MEDICINE	NEW ENGL J MED	268,652	55.873	
3	CHEMICAL REVIEWS	CHEM REV	137,600	46.568	
4	LANCET	LANCET	185,361	45.217	
5	NATURE REVIEWS DRUG DISCOVERY	NAT REV DRUG DISCOV	23,811	41.908	
6	NATURE BIOTECHNOLOGY	NAT BIOTECHNOL	45,986	41.514	
7	NATURE	NATURE	617,363	41.456	
8	Annual Review of Immunology	ANNU REV IMMUNOL	18,750	39.327	
9	NATURE REVIEWS MOLECULAR CELL BIOLOGY	NAT REV MOL CELL BIO	35,928	37.806	
10	NATURE REVIEWS CANCER	NAT REV CANCER	39,868	37.400	

Tell us what you think. Help us improve the Journal Citation Reports by providing your feedback! [Click Here](#)

© 2015 THOMSON REUTERS TERMS OF USE PRIVACY POLICY

**A區.**

# 4選擇特定期刊比較

# A區-4.選擇特定期刊比較 <sup>1/2</sup>

Search Journals

Search Journals

- SCIENCE
- NATURE
- URBAN EDUCATION

搭配使用

Select JCR Year

2014

Select Edition

SCIE  SSCI

Open Access

Open Access

Category Schema

Web of Science

Go to Journal Profile

Master Search

Compare Journals

View Title Changes

Select Journals

Select Categories

Select JCR Year

2014

Select Edition

SCIE  SSCI

Open Access

Open Access

Category Schema

Web of Science

JIF Quartile

Select Publisher

Select Country/Territory

Impact Factor Range

Clear Submit

Journals By Rank

Categories By Rank

Journal Titles Ranked by Impact Factor

Hide Visualization

1-25 of 11761

Compare Selected Journals Add Journals to New or Existing List Customize Indicators

	Full Journal Title	JCR Abbreviated Title	ISSN	Total Cites	Journal Impact Factor
<input type="checkbox"/>	1 CA-A CANCER JOURNAL FOR CLINICIANS	CA-CANCER J CLIN	0007-9235	18,594	115.
<input type="checkbox"/>	2 NEW ENGLAND JOURNAL OF MEDICINE	NEW ENGL J MED	0028-4793	268,652	55.
<input type="checkbox"/>	3 CHEMICAL REVIEWS	CHEM REV	0009-2665	137,600	46.
<input type="checkbox"/>	4 LANCET	LANCET	0140-6736	185,361	45.
<input type="checkbox"/>	5 NATURE REVIEWS DRUG DISCOVERY	NAT REV DRUG DISCOV	1474-1776	23,811	41.
<input type="checkbox"/>	6 NATURE BIOTECHNOLOGY	NAT BIOTECHNOL	1087-0156	45,986	41.
<input type="checkbox"/>	7 NATURE	NATURE	0028-0836	617,363	41.
<input type="checkbox"/>	8 Annual Review of Immunology	ANNU REV IMMUNOL	0732-0582	16,750	39.
<input type="checkbox"/>	9 NATURE REVIEWS MOLECULAR CELL BIOLOGY	NAT REV MOL CELL BIO	1471-0072	35,928	37.
<input type="checkbox"/>	10 NATURE REVIEWS CANCER	NAT REV CANCER	1474-175X	39,868	37.
<input type="checkbox"/>	11 NATURE REVIEWS GENETICS	NAT REV GENET	1471-0056	29,388	36.
<input type="checkbox"/>	12 NATURE MATERIALS	NAT MATER	1476-1122	64,622	36.

續下頁

# A區-4.選擇特定期刊比較<sup>2/2</sup>

由該區呈現所輸入比較的3本期刊之間引用強度圖

由該區呈現所輸入比較的3本期刊其各自詳細資訊

The screenshot displays the JCR interface for comparing journals. On the left, a sidebar contains various filters and options, with 'Select Journals' highlighted by a red dashed box. The main area shows a network graph with three nodes: NATURE, SCIENCE, and URBAN EDUC. Below the graph is a table of journal details.

Select		Full Journal Title	JCR Abbreviated Title	ISSN	Total Cites	Journal Impact Factor
<input type="checkbox"/>	1	NATURE	NATURE	0028-0836	617,363	41.
<input type="checkbox"/>	2	SCIENCE	SCIENCE	0036-8075	557,558	33.
<input type="checkbox"/>	3	URBAN EDUCATION	URBAN EDUC	0042-0859	523	0.



Web of Science™ InCites™ Journal Citation Reports® Essential Science Indicators™ EndNote™ max@sris.com.tw Help English

InCites™ Journal Citation Reports™ THOMSON REUTERS

Home

**A區**

Go to Journal Profile  
Master Search

Compare Journals

View Title Changes

Select Journals

**Select Categories**

Select JCR Year  
2014

Select Edition  
 SCIE  SSCI

Open Access  
 Open Access

Category Schema  
Web of Science

JIF Quartile

Select Publisher

Select Country/Territory

Impact Factor Range  
to  
Clear Submit

Journals By Rank Categories By Rank

Journal Titles Ranked by Impact Factor Hide Visualization

1 - 25 of 11761

Compare Selected Journals Add Journals to New or Existing List Customize Indicators

	Full Journal Title	JCR Abbreviated Title	Total Cites	Journal Impact Factor	Citable It
1	CA-A CANCER JOURNAL FOR CLINICIANS	CA-CANCER J CLIN	18,594	115.840	
2	NEW ENGLAND JOURNAL OF MEDICINE	NEW ENGL J MED	268,652	55.873	
3	CHEMICAL REVIEWS	CHEM REV	137,600	46.568	
4	LANCET	LANCET	185,361	45.217	
5	NATURE REVIEWS DRUG DISCOVERY	NAT REV DRUG DISCOV	23,811	41.908	
6	NATURE BIOTECHNOLOGY	NAT BIOTECHNOL	45,986	41.514	
7	NATURE	NATURE	617,363	41.456	
8	Annual Review of Immunology	ANNU REV IMMUNOL	16,750	39.327	
9	NATURE REVIEWS MOLECULAR CELL BIOLOGY	NAT REV MOL CELL BIO	35,928	37.806	
10	NATURE REVIEWS CANCER	NAT REV CANCER	39,868	37.400	

Tell us what you think. Help us improve the Journal Citation Reports by providing your feedback! Click Here >

© 2015 THOMSON REUTERS TERMS OF USE PRIVACY POLICY

**A區**

**5選擇特定學科領域比較**

# A區-5.選擇特定學科領域比較 1/2

Select Category

- MICROSCOPY
- MINERALOGY
- MINING & MINERAL PROCESSING
- MULTIDISCIPLINARY SCIENCES
- MYCOLOGY
- NANOSCIENCE & NANOTECHNOLOGY
- NEUROIMAGING
- NEUROSCIENCES
- NUCLEAR SCIENCE & TECHNOLOGY

勾選  
Microscopy 微生物學(10)  
Mycology 真菌學(24)  
進行比較

Go to Journal Profile

**Journals By Rank** | **Categories By Rank**

Journal Titles Ranked by Impact Factor Hide Visualization —

Compare Journals

View Title Changes

Select Journals

Select Categories

Select JCR Year: 2014

Select Edition:  SCIE  SSCI

Open Access:  Open Access

Category Schema: Web of Science

JIF Quartile

Select Publisher

Select Country/Territory

Impact Factor Range:  to

1 - 25 of 11761

Compare Selected Journals | Add Journals to New or Existing List | Customize Indicators

	Full Journal Title	JCR Abbreviated Title	ISSN	Total Cites	Journal Impact Factor
<input type="checkbox"/>	1 CA-A CANCER JOURNAL FOR CLINICIANS	CA-CANCER J CLIN	0007-9235	18,594	115.
<input type="checkbox"/>	2 NEW ENGLAND JOURNAL OF MEDICINE	NEW ENGL J MED	0028-4793	268,652	55.
<input type="checkbox"/>	3 CHEMICAL REVIEWS	CHEM REV	0009-2665	137,600	46.
<input type="checkbox"/>	4 LANCET	LANCET	0140-6736	185,361	45.
<input type="checkbox"/>	5 NATURE REVIEWS DRUG DISCOVERY	NAT REV DRUG DISCOV	1474-1776	23,811	41.
<input type="checkbox"/>	6 NATURE BIOTECHNOLOGY	NAT BIOTECHNOL	1087-0156	45,986	41.
<input type="checkbox"/>	7 NATURE	NATURE	0028-0836	617,363	41.
<input type="checkbox"/>	8 Annual Review of Immunology	ANNU REV IMMUNOL	0732-0582	16,750	39.
<input type="checkbox"/>	9 NATURE REVIEWS MOLECULAR CELL BIOLOGY	NAT REV MOL CELL BIO	1471-0072	35,928	37.
<input type="checkbox"/>	10 NATURE REVIEWS CANCER	NAT REV CANCER	1474-175X	39,868	37.
<input type="checkbox"/>	11 NATURE REVIEWS GENETICS	NAT REV GENET	1471-0056	29,388	36.
<input type="checkbox"/>	12 NATURE MATERIALS	NAT MATER	1476-1122	64,622	36.

續下頁

# A區-5.選擇特定學科領域比較 2/2

由該區呈現所選擇欲比較該兩學科總計34本期刊之間引用強度圖

由該區呈現該34本期刊各自詳細資訊

Go to Journal Profile

Master Search

Compare Journals

View Title Changes !

Select Journals

Select Categories

Select JCR Year  
2014

Select Edition  
 SCIE  SSCI

Open Access  
 Open Access

Category Schema  
Web of Science

JIF Quartile  
 Q1  Q2  Q3  Q4

Select Publisher

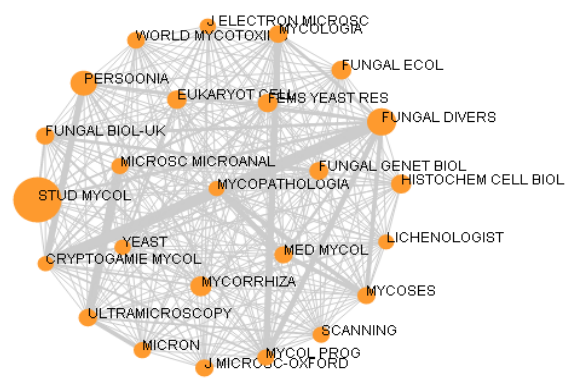
Select Country/Territory

Impact Factor Range  
 to

Clear Submit

Journals By Rank

Journal Titles Ranked by Impact Factor Hide Visualization —



1 - 25 of 34

Compare Selected Journals Add Journals to New or Existing List Customize Indicators

Select All	Full Journal Title	JCR Abbreviated Title	ISSN	Total Cites	Journal Impact Factor
<input type="checkbox"/>	1 STUDIES IN MYCOLOGY	STUD MYCOL	0166-0616	1,660	13.1
<input type="checkbox"/>	2 FUNGAL DIVERSITY	FUNGAL DIVERS	1560-2745	2,441	6.6
<input type="checkbox"/>	3 PERSOONIA	PERSOONIA	0031-5850	824	5.5
<input type="checkbox"/>	4 MYCORRHIZA	MYCORRHIZA	0940-6360	2,776	3.3
<input type="checkbox"/>	5 HISTOCHEMISTRY AND CELL BIOLOGY	HISTOCHEM CELL BIOL	0948-6143	4,254	3.3
<input type="checkbox"/>	6 Fungal Ecology	FUNGAL ECOL	1754-5048	822	2.2
<input type="checkbox"/>	7 EUKARYOTIC CELL	EUKARYOT CELL	1535-9778	6,809	2.2
<input type="checkbox"/>	8 FEMS YEAST RESEARCH	FEMS YEAST RES	1567-1356	3,054	2.2
<input type="checkbox"/>	9 FUNGAL GENETICS AND BIOLOGY	FUNGAL GENET BIOL	1087-1845	4,553	2.2
<input type="checkbox"/>	10 MYCOLOGIA	MYCOLOGIA	0027-5514	6,163	2.2
<input type="checkbox"/>	11 ULTRAMICROSCOPY	ULTRAMICROSCOPY	0304-3991	6,558	2.2
<input type="checkbox"/>	12 Fungal Biology	FUNGAL BIOL-UK	1878-6146	1,059	2.2
<input type="checkbox"/>	13 MEDICAL MYCOLOGY	MED MYCOL	1369-3786	3,334	2.2
<input type="checkbox"/>	14 JOURNAL OF MICROSCOPY	J MICROSC- OXFORD	0022-2720	6,255	2.2

Home



Go to Journal Profile

Master Search

Compare Journals

View Title Changes

Select Journals

Select Categories

Select JCR Year

2014

Select Edition

SCIE  SSCI

Open Access

Open Access

Category Schema

Web of Science

JIF Quartile

Select Publisher

Select Country/Territory

Impact Factor Range

to

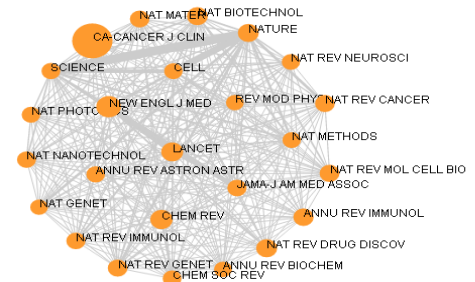
Clear Submit

Journals By Rank

Categories By Rank

Journal Titles Ranked by Impact Factor

Hide Visualization



1 - 25 of 11761

Compare Selected Journals

Add Journals to New or Existing List

Customize Indicators

	Full Journal Title	JCR Abbreviated Title	Total Cites	Journal Impact Factor	Citable It
1	CA-A CANCER JOURNAL FOR CLINICIANS	CA-CANCER J CLIN	18,594	115.840	
2	NEW ENGLAND JOURNAL OF MEDICINE	NEW ENGL J MED	268,652	55.873	
3	CHEMICAL REVIEWS	CHEM REV	137,600	46.568	
4	LANCET	LANCET	185,361	45.217	
5	NATURE REVIEWS DRUG DISCOVERY	NAT REV DRUG DISCOV	23,811	41.908	
6	NATURE BIOTECHNOLOGY	NAT BIOTECHNOL	45,986	41.514	
7	NATURE	NATURE	617,363	41.456	
8	Annual Review of Immunology	ANNU REV IMMUNOL	18,750	39.327	
9	NATURE REVIEWS MOLECULAR CELL BIOLOGY	NAT REV MOL CELL BIO	35,928	37.806	
10	NATURE REVIEWS CANCER	NAT REV CANCER	39,868	37.400	

Tell us what you think.

Help us improve the Journal Citation Reports by providing your feedback! [Click Here](#)

A區

6年度比較



# A區-6.年度比較 1/1

Select JCR Year  
2014

Select Edition  
 SCIE  SSCI

Open Access  
 Open Access

Category Schema  
ntial Science Indicators  
Web of Science  
Essential Science Indicators

可單選欲比較年份搭配

Select Edition

Open Access

Category Schema

JIF Select Quartile

Select Publisher

Select Country/Territory

Impact Factor Range

進行比較。

該部份亦可搭配其它功能

一併進行。

Go to Journal Profile  
Master Search

Compare Journals

View Title Changes

Select Journals

Select Categories

Select JCR Year  
2014

Select Edition  
 SCIE  SSCI

Open Access  
 Open Access

Category Schema  
Web of Science

JIF Quartile

Select Publisher


Select Country/Territory

Impact Factor Range  
 to

Clear Submit

Journals By Rank Categories By Rank

Journal Titles Ranked by Impact Factor



1-25 of 11761

Compare Selected Journals Add Journals to New or Existing List Customize Indicators

	Full Journal Title	JCR Abbreviated Title	ISSN	Total Cites	Journal Impact Factor
<input type="checkbox"/>	1 CA-A CANCER JOURNAL FOR CLINICIANS	CA-CANCER J CLIN	0007-9235	18,594	115.
<input type="checkbox"/>	2 NEW ENGLAND JOURNAL OF MEDICINE	NEW ENGL J MED	0028-4793	268,652	55.
<input type="checkbox"/>	3 CHEMICAL REVIEWS	CHEM REV	0009-2665	137,600	46.
<input type="checkbox"/>	4 LANCET	LANCET	0140-6736	185,361	45.
<input type="checkbox"/>	5 NATURE REVIEWS DRUG DISCOVERY	NAT REV DRUG DISCOV	1474-1776	23,811	41.
<input type="checkbox"/>	6 NATURE BIOTECHNOLOGY	NAT BIOTECHNOL	1087-0156	45,986	41.
<input type="checkbox"/>	7 NATURE	NATURE	0028-0836	617,363	41.
<input type="checkbox"/>	8 Annual Review of Immunology	ANNU REV IMMUNOL	0732-0582	16,750	39.
<input type="checkbox"/>	9 NATURE REVIEWS MOLECULAR CELL BIOLOGY	NAT REV MOL CELL BIO	1471-0072	35,928	37.
<input type="checkbox"/>	10 NATURE REVIEWS CANCER	NAT REV CANCER	1474-175X	39,868	37.
<input type="checkbox"/>	11 NATURE REVIEWS GENETICS	NAT REV GENET	1471-0056	29,388	36.
<input type="checkbox"/>	12 NATURE MATERIALS	NAT MATER	1476-1122	64,622	36.

Home



Go to Journal Profile

Master Search



Compare Journals

View Title Changes



Select Journals

Select Categories

Select JCR Year

2014

Select Edition

SCIE  SSCI

Open Access

Open Access

Category Schema

Web of Science

JIF Quartile

Select Publisher

Select Country/Territory

Impact Factor Range

to

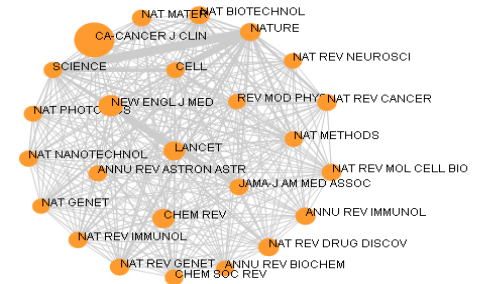
Clear Submit

Journals By Rank

Categories By Rank

Journal Titles Ranked by Impact Factor

Hide Visualization



1 - 25 of 11761

Compare Selected Journals

Add Journals to New or Existing List

Customize Indicators

	Full Journal Title	JCR Abbreviated Title	Total Cites	Journal Impact Factor	Citable It
1	CA-A CANCER JOURNAL FOR CLINICIANS	CA-CANCER J CLIN	18,594	115.840	
2	NEW ENGLAND JOURNAL OF MEDICINE	NEW ENGL J MED	268,652	55.873	
3	CHEMICAL REVIEWS	CHEM REV	137,600	46.568	
4	LANCET	LANCET	185,361	45.217	
5	NATURE REVIEWS DRUG DISCOVERY	NAT REV DRUG DISCOV	23,811	41.908	
6	NATURE BIOTECHNOLOGY	NAT BIOTECHNOL	45,986	41.514	
7	NATURE	NATURE	617,363	41.456	
8	Annual Review of Immunology	ANNU REV IMMUNOL	18,750	39.327	
9	NATURE REVIEWS MOLECULAR CELL BIOLOGY	NAT REV MOL CELL BIO	35,928	37.806	
10	NATURE REVIEWS CANCER	NAT REV CANCER	39,868	37.400	

Tell us what you think.

Help us improve the Journal Citation Reports by providing your feedback! [Click Here](#)



# 7 Quartile 比較



# A區-7.Quartile比較 1/1

**JIF Quartile** ▼

Q1  Q3

Q2  Q4

該作用可搭配  
Select JCR Year  
Select Edition  
Open Access  
Category Schema  
Select Publisher  
Select Country/Territory  
Impact Factor Range  
進行比較瞭解

Go to Journal Profile  🔍

**Journals By Rank** | **Categories By Rank**

Journal Titles Ranked by Impact Factor Hide Visualization —

Compare Journals

View Title Changes !

Select Journals

Select Categories

Select JCR Year  
2014 ▼

Select Edition  
 SCIE  SSCI

Open Access  
 Open Access

Category Schema  
Web of Science ▼

**JIF Quartile** ◀

Select Publisher

Select Country/Territory

Impact Factor Range  
[ ] to [ ]  
Clear Submit

1-25 of 11761

Compare Selected Journals | Add Journals to New or Existing List | Customize Indicators

	Full Journal Title	JCR Abbreviated Title	ISSN	Total Cites	Journal Impact Factor
<input type="checkbox"/>	1 CA-A CANCER JOURNAL FOR CLINICIANS	CA-CANCER J CLIN	0007-9235	18,594	115.
<input type="checkbox"/>	2 NEW ENGLAND JOURNAL OF MEDICINE	NEW ENGL J MED	0028-4793	268,652	55.
<input type="checkbox"/>	3 CHEMICAL REVIEWS	CHEM REV	0009-2665	137,600	46.
<input type="checkbox"/>	4 LANCET	LANCET	0140-6736	185,361	45.
<input type="checkbox"/>	5 NATURE REVIEWS DRUG DISCOVERY	NAT REV DRUG DISCOV	1474-1776	23,811	41.
<input type="checkbox"/>	6 NATURE BIOTECHNOLOGY	NAT BIOTECHNOL	1087-0156	45,986	41.
<input type="checkbox"/>	7 NATURE	NATURE	0028-0836	617,363	41.
<input type="checkbox"/>	8 Annual Review of Immunology	ANNU REV IMMUNOL	0732-0582	16,750	39.
<input type="checkbox"/>	9 NATURE REVIEWS MOLECULAR CELL BIOLOGY	NAT REV MOL CELL BIO	1471-0072	35,928	37.
<input type="checkbox"/>	10 NATURE REVIEWS CANCER	NAT REV CANCER	1474-175X	39,868	37.
<input type="checkbox"/>	11 NATURE REVIEWS GENETICS	NAT REV GENET	1471-0056	29,388	36.
<input type="checkbox"/>	12 NATURE MATERIALS	NAT MATER	1476-1122	64,622	36.

Web of Science™ InCites™ Journal Citation Reports® Essential Science Indicators™ EndNote™ max@sris.com.tw Help English

InCites™ Journal Citation Reports™ THOMSON REUTERS

Home

**A區**

Go to Journal Profile  
Master Search

Compare Journals

View Title Changes

Select Journals

Select Categories

Select JCR Year  
2014

Select Edition  
 SCIE  SSCI

Open Access  
 Open Access

Category Schema  
Web of Science

JIF Quartile

Select Publisher

Select Country/Territory

Impact Factor Range  
to

Clear Submit

Journals By Rank Categories By Rank

Journal Titles Ranked by Impact Factor Hide Visualization

1 - 25 of 11761

Compare Selected Journals Add Journals to New or Existing List Customize Indicators

	Full Journal Title	JCR Abbreviated Title	Total Cites	Journal Impact Factor	Citable It
1	CA-A CANCER JOURNAL FOR CLINICIANS	CA-CANCER J CLIN	18,594	115.840	
2	NEW ENGLAND JOURNAL OF MEDICINE	NEW ENGL J MED	268,652	55.873	
3	CHEMICAL REVIEWS	CHEM REV	137,600	46.568	
4	LANCET	LANCET	185,361	45.217	
5	NATURE REVIEWS DRUG DISCOVERY	NAT REV DRUG DISCOV	23,811	41.908	
6	NATURE BIOTECHNOLOGY	NAT BIOTECHNOL	45,986	41.514	
7	NATURE	NATURE	617,363	41.456	
8	Annual Review of Immunology	ANNU REV IMMUNOL	18,750	39.327	
9	NATURE REVIEWS MOLECULAR CELL BIOLOGY	NAT REV MOL CELL BIO	35,928	37.806	
10	NATURE REVIEWS CANCER	NAT REV CANCER	39,868	37.400	

Tell us what you think. Help us improve the Journal Citation Reports by providing your feedback! Click Here >

© 2015 THOMSON REUTERS TERMS OF USE PRIVACY POLICY

**A區**

# 8選擇特定出版社比較



# A區-8.選擇特定出版社比較 1/2

Search Publishers

OXFORD UNIV PRESS

HARVARD UNIV PRESS

以牛津大學出版社(190)與  
哈佛大學出版社(1)為例

- 該作用可搭配
- Select JCR Year
- Select Edition
- Open Access
- Category Schema
- JIF Select Quartile
- Select Country/Territory
- Impact Factor Range
- 進行比較瞭解

Go to Journal Profile

Master Search

Compare Journals

View Title Changes

Select Journals

Select Categories

Select JCR Year

2014

Select Edition

SCIE  SSCI

Open Access

Open Access

Category Schema

Web of Science

JIF Quartile

Select Publisher

Select Country/Territory

Impact Factor Range

Clear Submit

Journals By Rank

Categories By Rank

Journal Titles Ranked by Impact Factor

Hide Visualization

1-25 of 11761

Compare Selected Journals Add Journals to New or Existing List Customize Indicators

	Full Journal Title	JCR Abbreviated Title	ISSN	Total Cites	Journal Impact Factor
<input type="checkbox"/>	1 CA-A CANCER JOURNAL FOR CLINICIANS	CA-CANCER J CLIN	0007-9235	18,594	115.
<input type="checkbox"/>	2 NEW ENGLAND JOURNAL OF MEDICINE	NEW ENGL J MED	0028-4793	268,652	55.
<input type="checkbox"/>	3 CHEMICAL REVIEWS	CHEM REV	0009-2665	137,600	46.
<input type="checkbox"/>	4 LANCET	LANCET	0140-6736	185,361	45.
<input type="checkbox"/>	5 NATURE REVIEWS DRUG DISCOVERY	NAT REV DRUG DISCOV	1474-1776	23,811	41.
<input type="checkbox"/>	6 NATURE BIOTECHNOLOGY	NAT BIOTECHNOL	1087-0156	45,986	41.
<input type="checkbox"/>	7 NATURE	NATURE	0028-0836	617,363	41.
<input type="checkbox"/>	8 Annual Review of Immunology	ANNU REV IMMUNOL	0732-0582	16,750	39.
<input type="checkbox"/>	9 NATURE REVIEWS MOLECULAR CELL BIOLOGY	NAT REV MOL CELL BIO	1471-0072	35,928	37.
<input type="checkbox"/>	10 NATURE REVIEWS CANCER	NAT REV CANCER	1474-175X	39,868	37.
<input type="checkbox"/>	11 NATURE REVIEWS GENETICS	NAT REV GENET	1471-0056	29,388	36.
<input type="checkbox"/>	12 NATURE MATERIALS	NAT MATER	1476-1122	64,622	36.

續下頁

# A區-8.選擇特定出版社比較 2/2

由該區呈現所選擇欲比較該兩出版社總計191本期刊之間引用強度圖

由該區呈現該191本期刊其各自詳細資訊

Go to Journal Profile
Journals By Rank
Categories By Rank

🔍
Hide Visualization —

Compare Journals

View Title Changes !

Select Journals

Select Categories

Select JCR Year  
2014

Select Edition  
 SCIE  SSCI

Open Access  
 Open Access

Category Schema  
Web of Science

JIF Quartile ◀

Select Publisher

Select Country/Territory

Impact Factor Range  
 to

1 - 25 of 191

Compare Selected Journals   Add Journals to New or Existing List   Customize Indicators

Select All		Full Journal Title	JCR Abbreviated Title	ISSN	Total Cites	Journal Impact Factor
<input type="checkbox"/>	1	EUROPEAN HEART JOURNAL SUPPLEMENTS	EUR HEART J SUPPL	1520-765X	977	15.
<input type="checkbox"/>	2	EUROPEAN HEART JOURNAL	EUR HEART J	0195-668X	38,544	15.
<input type="checkbox"/>	3	SYSTEMATIC BIOLOGY	SYST BIOL	1063-5157	13,303	14.
<input type="checkbox"/>	4	FEMS MICROBIOLOGY REVIEWS	FEMS MICROBIOL REV	0168-6445	8,828	13.
<input type="checkbox"/>	5	HUMAN REPRODUCTION UPDATE	HUM REPROD UPDATE	1355-4786	6,625	10.
<input type="checkbox"/>	6	BRIEFINGS IN BIOINFORMATICS	BRIEF BIOINFORM	1467-5463	3,679	9.
<input type="checkbox"/>	7	BRAIN	BRAIN	0006-8950	44,379	9.
<input type="checkbox"/>	8	INTERNATIONAL JOURNAL OF EPIDEMIOLOGY	INT J EPIDEMIOL	0300-5771	16,999	9.
<input type="checkbox"/>	9	NUCLEIC ACIDS RESEARCH	NUCLEIC ACIDS RES	0305-1048	136,883	9.
<input type="checkbox"/>	10	MOLECULAR BIOLOGY AND EVOLUTION	MOL BIOL EVOL	0737-4038	37,529	9.
<input type="checkbox"/>	11	SCHIZOPHRENIA BULLETIN	SCHIZOPHRENIA BULL	0586-7614	13,525	8.

Home



Go to Journal Profile

Master Search

Compare Journals

View Title Changes

Select Journals

Select Categories

Select JCR Year

2014

Select Edition

SCIE  SSCI

Open Access

Open Access

Category Schema

Web of Science

JIF Quartile

Select Publisher

Select Country/Territory

Impact Factor Range

to

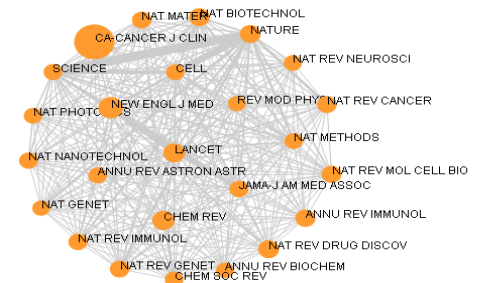
Clear Submit

Journals By Rank

Categories By Rank

Journal Titles Ranked by Impact Factor

Hide Visualization



1 - 25 of 11761

Compare Selected Journals

Add Journals to New or Existing List

Customize Indicators

	Full Journal Title	JCR Abbreviated Title	Total Cites	Journal Impact Factor	Citable It
1	CA-A CANCER JOURNAL FOR CLINICIANS	CA-CANCER J CLIN	18,594	115.840	
2	NEW ENGLAND JOURNAL OF MEDICINE	NEW ENGL J MED	268,652	55.873	
3	CHEMICAL REVIEWS	CHEM REV	137,600	46.568	
4	LANCET	LANCET	185,361	45.217	
5	NATURE REVIEWS DRUG DISCOVERY	NAT REV DRUG DISCOV	23,811	41.908	
6	NATURE BIOTECHNOLOGY	NAT BIOTECHNOL	45,986	41.514	
7	NATURE	NATURE	617,363	41.456	
8	Annual Review of Immunology	ANNU REV IMMUNOL	18,750	39.327	
9	NATURE REVIEWS MOLECULAR CELL BIOLOGY	NAT REV MOL CELL BIO	35,928	37.806	
10	NATURE REVIEWS CANCER	NAT REV CANCER	39,868	37.400	

Tell us what you think.

Help us improve the Journal Citation Reports by providing your feedback! [Click Here](#)



9 輸入特定國家/地域比較



# A區-9.輸入特定國家/地域比較 1/2

Search Countries

Database The Journal of Biological Databases and Curation

AOB Plants

JOURNAL OF RADIATION

J RADIAT RES

TAIWAN

SINGAPORE

以臺灣(36)與新加坡(59)為例

該作用可搭配  
Select JCR Year  
Select Edition  
Open Access  
Category Schema  
JIF Quartile  
Select Publisher  
Impact Factor Range  
進行比較瞭解

Go to Journal Profile

Master Search

Compare Journals

View Title Changes

Select Journals

Select Categories

Select JCR Year

2014

Select Edition

SCIE  SSCI

Open Access

Open Access

Category Schema

Web of Science

JIF Quartile

Select Publisher

Select Country/Territory

Impact Factor Range

Clear Submit

Journals By Rank

Categories By Rank

Journal Titles Ranked by Impact Factor

Hide Visualization

1-25 of 11761

Compare Selected Journals Add Journals to New or Existing List Customize Indicators

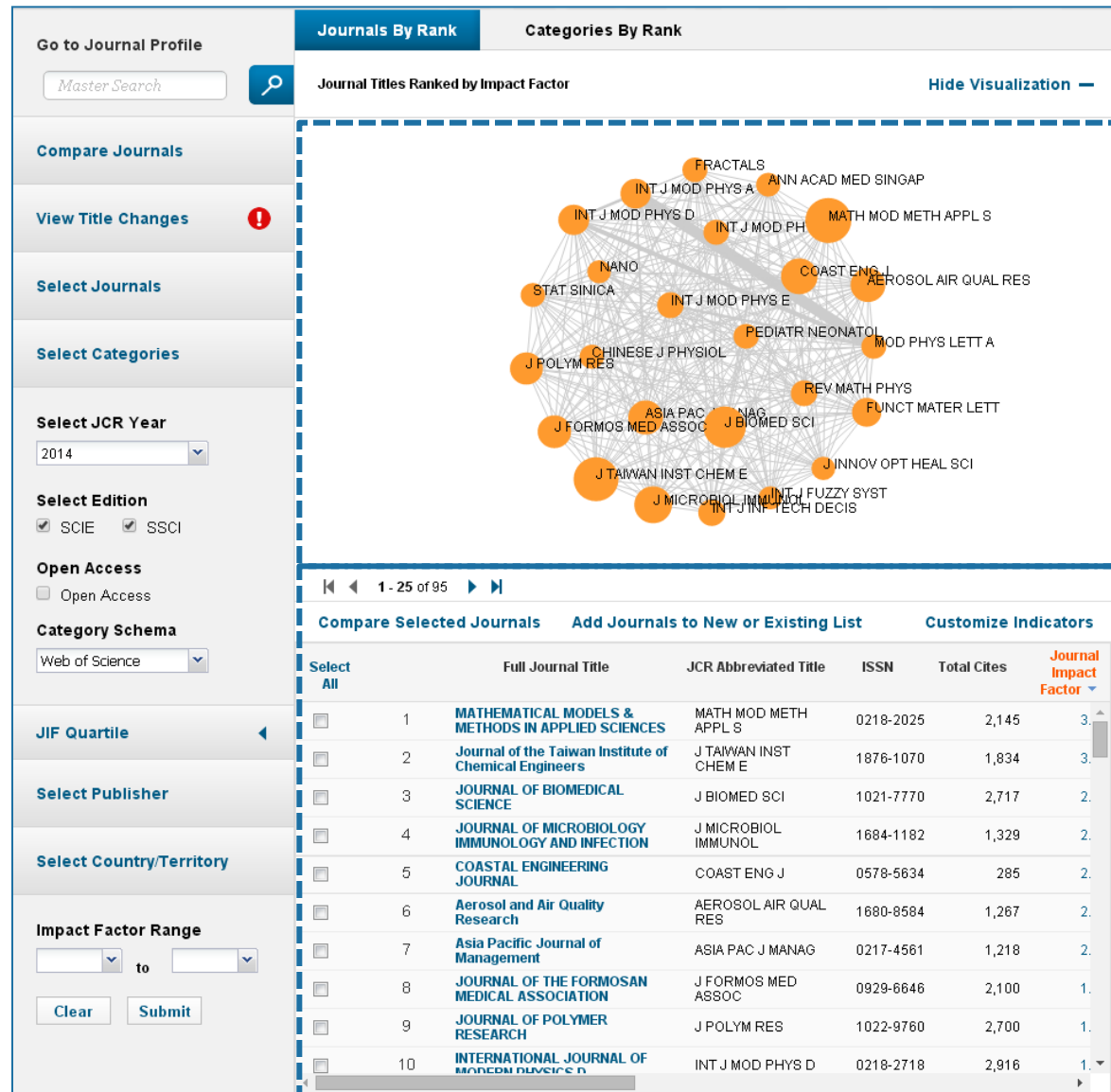
	Full Journal Title	JCR Abbreviated Title	ISSN	Total Cites	Journal Impact Factor
<input type="checkbox"/>	1 CA-A CANCER JOURNAL FOR CLINICIANS	CA-CANCER J CLIN	0007-9235	18,594	115.
<input type="checkbox"/>	2 NEW ENGLAND JOURNAL OF MEDICINE	NEW ENGL J MED	0028-4793	268,652	55.
<input type="checkbox"/>	3 CHEMICAL REVIEWS	CHEM REV	0009-2665	137,600	46.
<input type="checkbox"/>	4 LANCET	LANCET	0140-6736	185,361	45.
<input type="checkbox"/>	5 NATURE REVIEWS DRUG DISCOVERY	NAT REV DRUG DISCOV	1474-1776	23,811	41.
<input type="checkbox"/>	6 NATURE BIOTECHNOLOGY	NAT BIOTECHNOL	1087-0156	45,986	41.
<input type="checkbox"/>	7 NATURE	NATURE	0028-0836	617,363	41.
<input type="checkbox"/>	8 Annual Review of Immunology	ANNU REV IMMUNOL	0732-0582	16,750	39.
<input type="checkbox"/>	9 NATURE REVIEWS MOLECULAR CELL BIOLOGY	NAT REV MOL CELL BIO	1471-0072	35,928	37.
<input type="checkbox"/>	10 NATURE REVIEWS CANCER	NAT REV CANCER	1474-175X	39,868	37.
<input type="checkbox"/>	11 NATURE REVIEWS GENETICS	NAT REV GENET	1471-0056	29,388	36.
<input type="checkbox"/>	12 NATURE MATERIALS	NAT MATER	1476-1122	64,622	36.

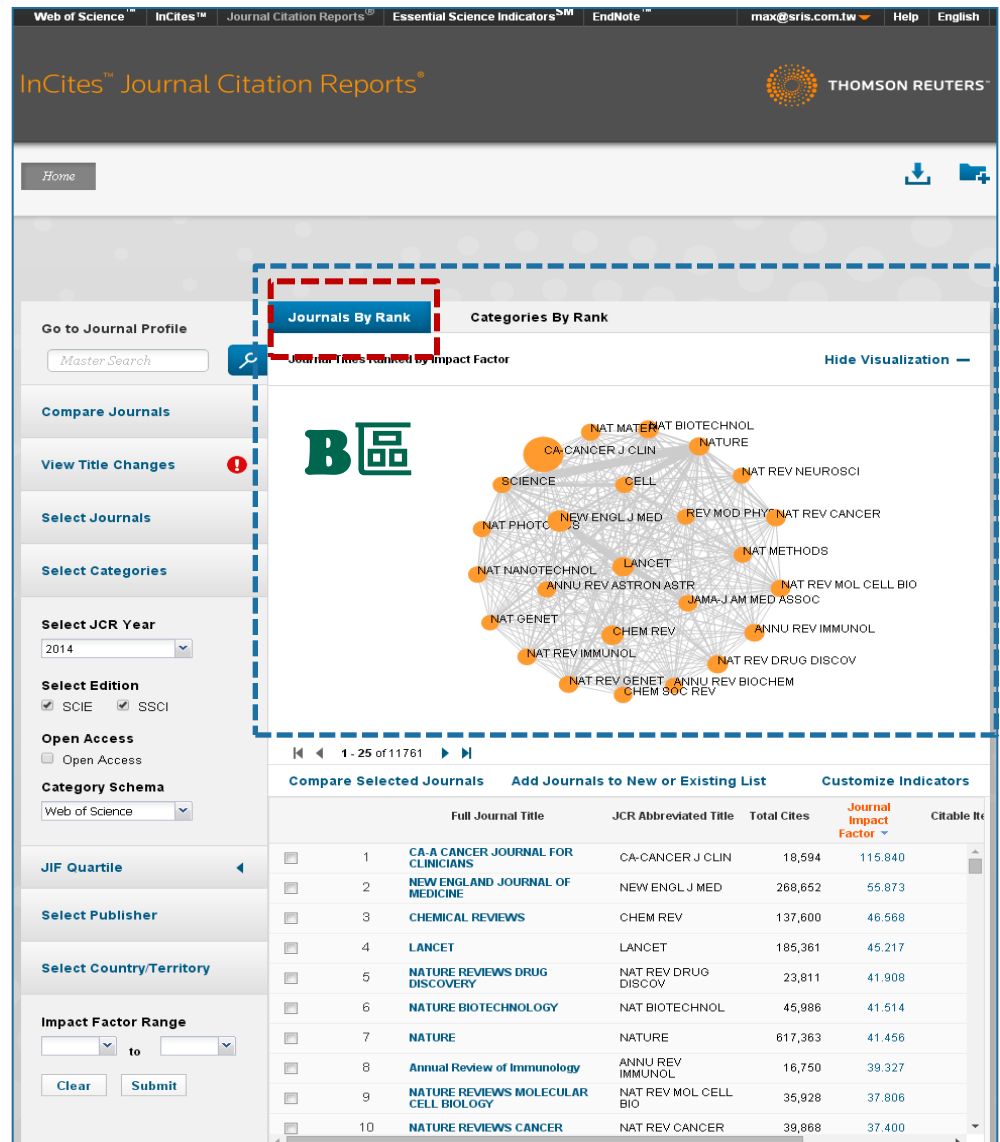
續下頁

# A區-9.輸入特定國家/地域比較 2/2

由該區呈現所選擇欲比較該兩國家總計95本期刊之間引用強度圖

由該區呈現該95本期刊各自詳細資訊





B區

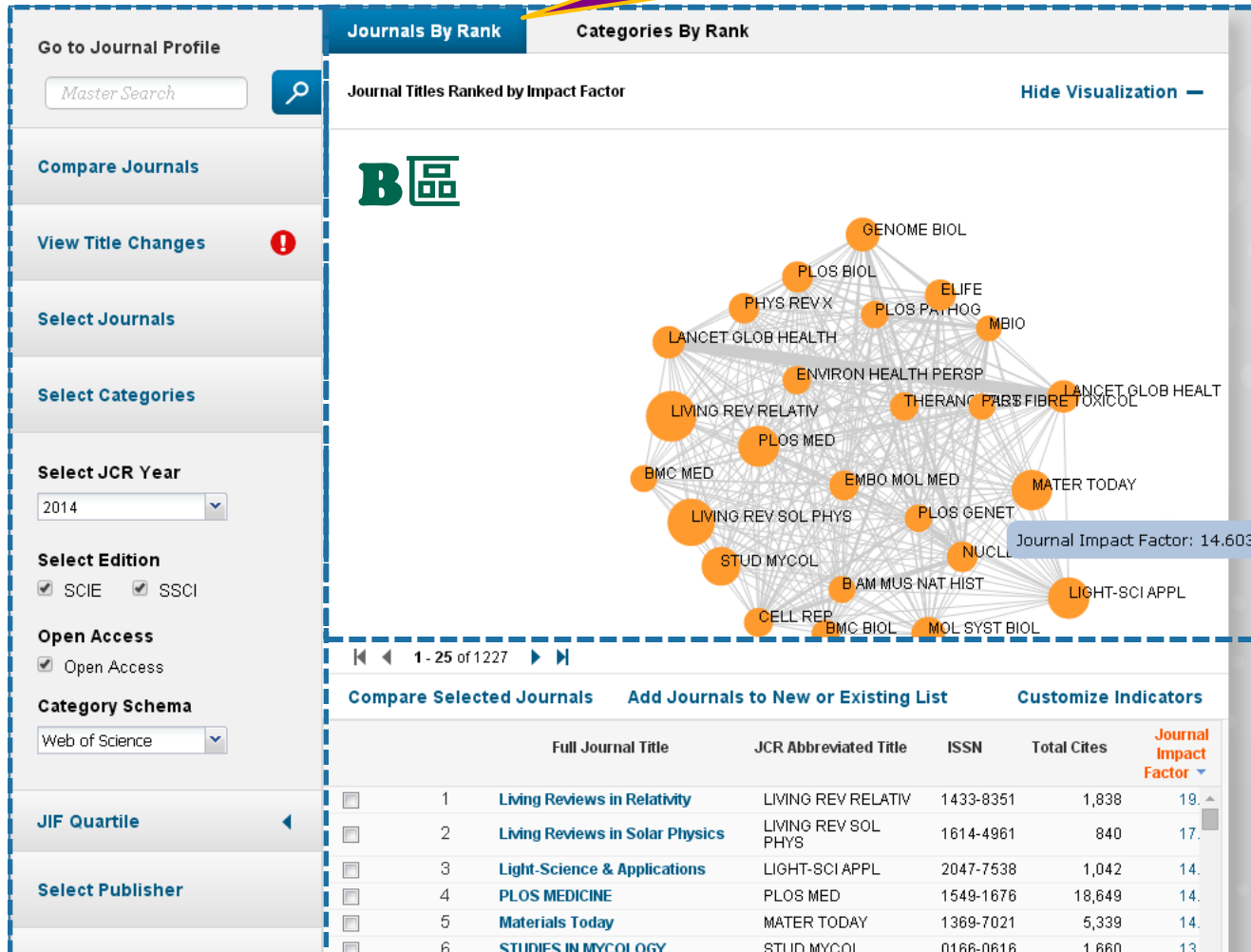
# 1.以期刊IF高低圖像式呈現 Journals by Rank

# B區-1.以期刊IF高低圖像式呈現<sup>1/1</sup>

A區

## Journals By Rank

※B區所呈現取決於A區所設定期刊之間引用強度圖



● 代表1本期刊  
亦有刊名隨附  
愈大代表JIF愈高  
亦可點其呈現該  
刊JIF數值

代表期刊間互  
引強度

點按●會跳轉  
畫面呈現該刊  
詳細資訊

Web of Science™ InCites™ Journal Citation Reports® Essential Science Indicators™ EndNote™ max@sris.com.tw Help English

nCites™ Journal Citation Reports® THOMSON REUTERS®

Home Category Rankings

Go to Journal Profile Journals By Rank **Categories By Rank**

Master Search All Journal Categories ranked by Number of Journals Hide Visualization —

Select Journals Select Categories Select JCR Year 2014 Select Edition  SCIE  SSCI Clear Submit

1-25 of 232 Customize Indicators

	Category	Edition	#Journals	Total Cites	Median Impact Factor	Aggregate Impact Factor
1	ECONOMICS	SSCI	333	549,769	0.860	1.283
2	MATHEMATICS	SCIE	310	379,152	0.610	0.741
3	BIOCHEMISTRY & MOLECULAR BIOLOGY	SCIE	289	3,271,118	2.674	4.156
4	MATERIALS SCIENCE, MULTIDISCIPLINARY	SCIE	259	2,208,321	1.566	3.674
5	MATHEMATICS, APPLIED	SCIE	255	407,233	0.828	1.098
6	PHARMACOLOGY & PHARMACY	SCIE	254	1,282,277	2.364	3.031
7	NEUROSCIENCES	SCIE	252	1,986,400	2.791	3.997
8	ENGINEERING, ELECTRICAL & ELECTRONIC	SCIE	249	980,001	1.235	1.798
9	EDUCATION & EDUCATIONAL RESEARCH	SSCI	224	164,498	0.740	0.922
10	ENVIRONMENTAL SCIENCES	SCIE	221	1,256,704	1.641	2.957

# B區

## 2.以學科領域圖像式呈現

### Categories by Rank

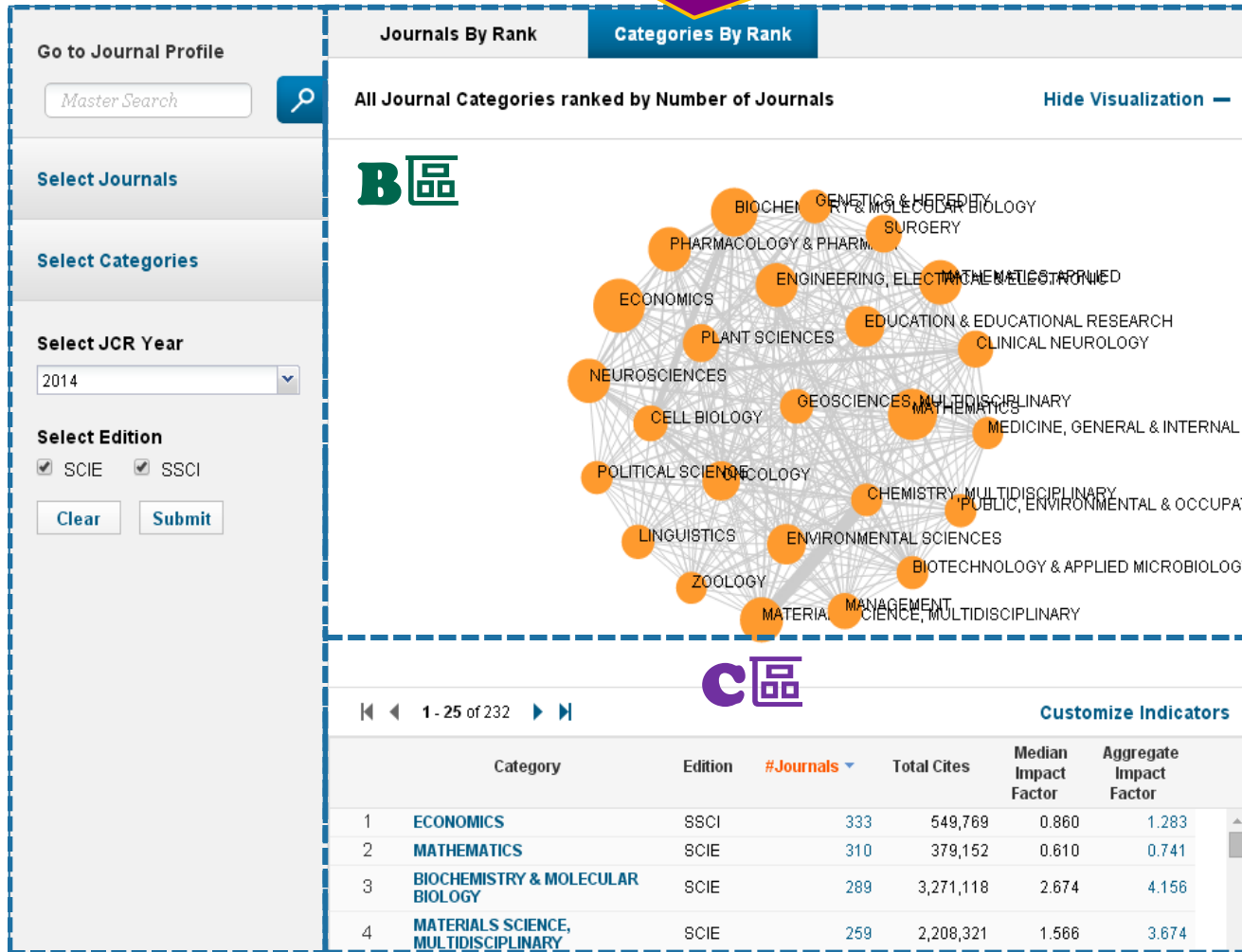


# B區-2.以學科領域圖像式呈現<sup>1/1</sup>

A區

## Categories By Rank

※B區所呈現取決於A區所設定學科之間引用強度圖



● 代表1個學科  
亦有學科名隨附  
愈大代表刊數愈多  
亦可點其呈現該學  
科底下

代表學科間互  
引強度


點按●會在C  
區呈現該學科  
底下分屬的期  
刊詳細資訊

Web of Science™ InCites™ Journal Citation Reports® Essential Science Indicators™ EndNote™ max@sris.com.tw Help English


InCites™ Journal Citation Reports™ THOMSON REUTERS

Home

Go to Journal Profile **Journals By Rank** Categories By Rank

Master Search  Journal Titles Ranked by Impact Factor [Hide Visualization](#)

Compare Journals

View Title Changes 

Select Journals

Select Categories

Select JCR Year  
2014

Select Edition  
 SCIE  SSCI

Open Access  
 Open Access

Category Schema  
Web of Science

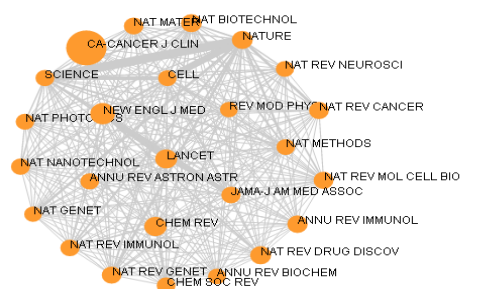
JIF Quartile

Select Publisher

Select Country/Territory

Impact Factor Range  
to

Clear Submit



1-25 of 11761

Compare Selected Journals Add Journals to New or Existing List Customize Indicators

	Full Journal Title	JCR Abbreviated Title	Total Cites	Journal Impact Factor	Citable It
<input type="checkbox"/>	CA-A CANCER JOURNAL FOR CLINICIANS	CA-CANCER J CLIN	18,594	115.840	
<input type="checkbox"/>	NEW ENGLAND JOURNAL OF MEDICINE	NEW ENGL J MED	268,652	55.873	
<input type="checkbox"/>	CHEMICAL REVIEWS	CHEM REV	137,600	46.568	
<input type="checkbox"/>	LANCET	LANCET	185,361	45.217	
<input type="checkbox"/>	NATURE REVIEWS DRUG DISCOVERY	NAT REV DRUG DISCOV	23,811	41.908	
<input type="checkbox"/>	NATURE BIOTECHNOLOGY	NAT BIOTECHNOL	45,986	41.514	
<input type="checkbox"/>	NATURE	NATURE	617,363	41.456	
<input type="checkbox"/>	Annual Review of Immunology	ANNU REV IMMUNOL	16,750	39.327	
<input type="checkbox"/>	NATURE REVIEWS MOLECULAR CELL BIOLOGY	NAT REV MOL CELL BIO	35,928	37.806	
<input type="checkbox"/>	NATURE REVIEWS CANCER	NAT REV CANCER	39,868	37.400	

Tell us what you think. Help us improve the Journal Citation Reports by providing your feedback! [Click Here](#)

© 2015 THOMSON REUTERS TERMS OF USE PRIVACY POLICY



# 1. 勾選特定期刊進行比較

## Compare Selected Journals

# C區 - 1. 勾選特定期刊進行比較 Compare Selected Journals

利用A區所限訂的期刊陳列於C區後，可再勾選欲比較的期刊後，點按Compare Selected Journals出現以下畫面

### Compare Journals

1. Select Comparison  
 Quartile  Trends

2. Select Journals  
 Search Journals

3. Select JCR Year  
 2014

4. Select Metrics  
 JIF  
 JIF-subject category  
 5-Year JIF  
 Immediacy Index  
 Eigenfactor  
 Article Influence Score

5. Select Category

Clear Submit Save

Go to Journal Profile

Master Search

Compare Journals

View Title Changes

Select Journals

Select Categories

Select JCR Year  
2014

Select Edition  
 SCIE  SSCI

Open Access **A區**  
 Open Access

Category Schema  
Web of Science

JIF Quartile

Select Publisher

Select Country/Territory

Impact Factor Range

Clear Submit

Journals By Rank Categories By Rank

Journal Titles Ranked by Impact Factor Hide Visualization

1 - 25 of 34

**Compare Selected Journals** Add Journals to New or Existing List Customize Indicators

Select	Full Journal Title	Abbreviated Title	ISSN	Total Cites	Journal Impact Factor
<input checked="" type="checkbox"/>	1 STUDIES IN MYCOLOGY	STUD MYCOL	0166-0616	1,660	13.4
<input checked="" type="checkbox"/>	2 FUNGAL DIVERSITY	FUNGAL DIVERS	1560-2745	2,441	6.1
<input checked="" type="checkbox"/>	3 PERSOONIA	PERSOONIA	0031-5850	824	5.1
<input checked="" type="checkbox"/>	4 MYCORRHIZA	MYCORRHIZA	0940-6360	2,776	3.1
<input type="checkbox"/>	5 HISTOCHEMISTRY AND CELL BIOLOGY	HISTOCHEM CELL BIOL	0948-6143	4,254	3.1
<input type="checkbox"/>	6 Fungal Ecology	FUNGAL ECOL	1754-5048	822	2.2
<input type="checkbox"/>	7 EUKARYOTIC CELL	EUKARYOT CELL	1535-9778	6,809	2.2
<input type="checkbox"/>	8 FEMS YEAST RESEARCH	FEMS YEAST RES	1567-1356	3,054	2.2
<input type="checkbox"/>	9 FUNGAL GENETICS AND BIOLOGY	FUNGAL GENET BIOL	1087-1845	4,553	2.2
<input type="checkbox"/>	10 MYCOLOGIA	MYCOLOGIA	0027-5514	6,163	2.2
<input type="checkbox"/>	11 ULTRAMICROSCOPY	ULTRAMICROSCOPY	0304-3991	6,558	2.2
<input type="checkbox"/>	12 Fungal Biology	FUNGAL BIOL-UK	1878-6146	1,059	2.2
<input type="checkbox"/>	13 MEDICAL MYCOLOGY	MED MYCOL	1369-3786	3,334	2.2
<input type="checkbox"/>	14 JOURNAL OF MICROSCOPY	J MICROSC- OXFORD	0022-2720	6,255	2.2

續下頁

# ※比較Quartile 1/1

搭配

Select JCR Year

Select Metrics

Select Category

進行

Submit

呈現下圖所選期刊  
其各自JIF Quartile

## Compare Journals

1. Select Comparison

Quartile  Trend

2. Select Journals

3. Select JCR Year

2014

4. Select Metrics

JIF

JIF-subject category

5-Year JIF

Immediacy Index

Eigenfactor

Article Influence Score

### Search Journals

- STUDIES IN MYCOLOGY
- FUNGAL DIVERSITY
- PERSOONIA
- MYCORRHIZA

※指標可複選

Journal	JIF Quartile
FUNGAL DIVERSITY	Q1
MYCORRHIZA	Q1
PERSOONIA	Q1
STUDIES IN MYCOLOGY	Q1

# ※比較Trend 1/2

※年度可複選

選定單一指標  
進行Submit

搭配

Select JCR Year

Select Metrics

Select Catagory

**Compare Journals**

None of the journals satisfy the filters you have selected

**1. Select Comparison**

Quartile  Trends

**2. Select Journals**

Search Journals

Search Journals

- STUDIES IN MYCOLOGY
- FUNGAL DIVERSITY
- PERSOONIA
- MYCORRHIZA

**3. Select JCR Years**

- 2014
- 2013
- 2012
- 2011
- 2010
- 2009
- 2008

**4. Select Metric**

- Journal Impact Factor
- Journal Impact Factor
- Impact Factor Without
- Journal Self cites
- 5 Year Impact Factor
- Immediacy Index
- Eigenfactor Score
- Article Influence Score
- JIF Quartile
- Citable Items
- Cited Half-Life
- Citing Half-Life
- Total Cites

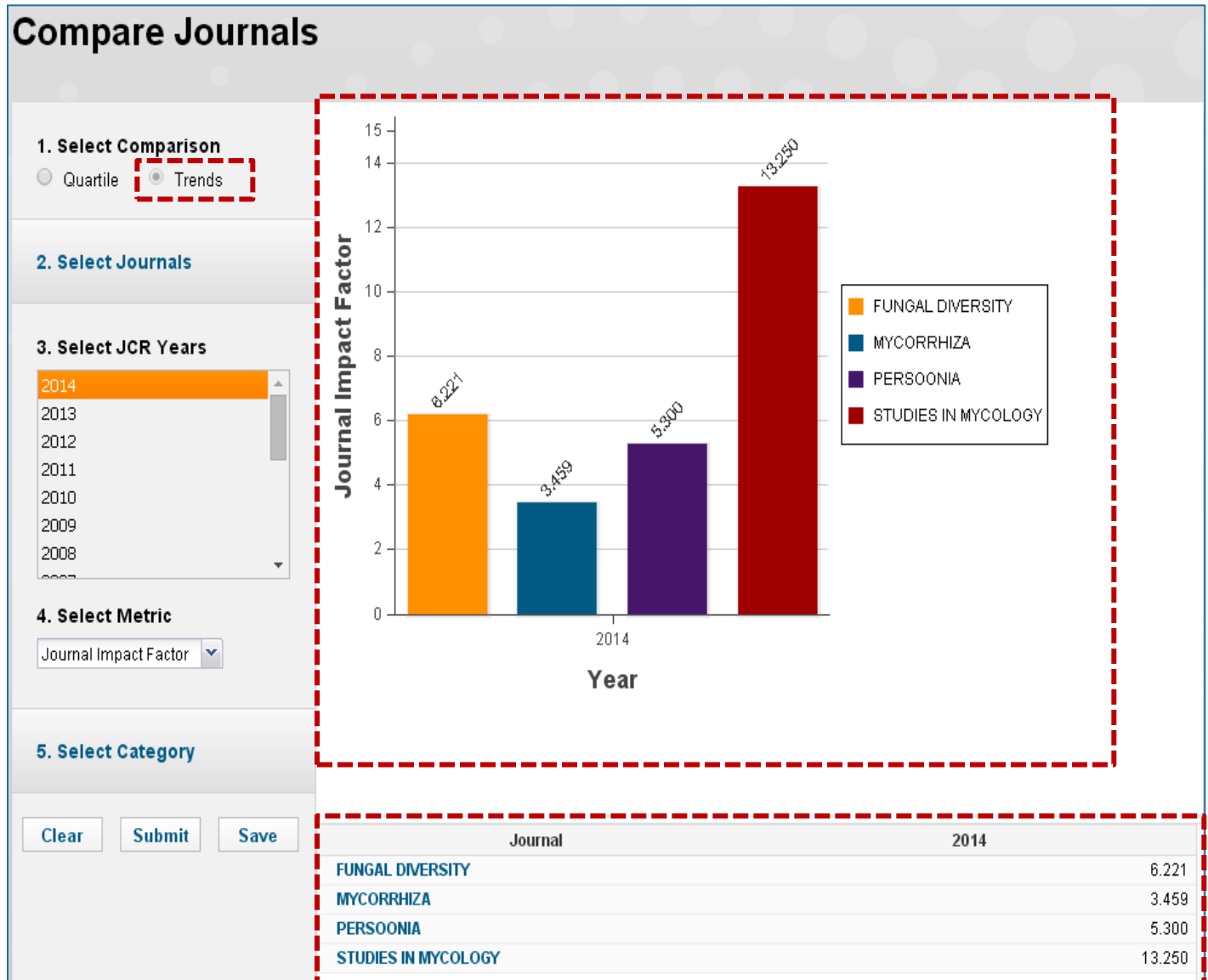
Save

Help us improve the Journal Citation Reports by providing your feedback! [Click Here >](#)

續下頁

# ※比較Trend 2/2

呈現所勾選比較  
4刊針對JIF  
於2014年  
長條圖比較



陳列所勾選比較  
4刊其各自最新  
年度JIF

[Home](#)[Compare Journals](#)

可選擇格式進行下載



Select download format

PDF

## Compare Journals

### 1. Select Comparison

 Quartile  Trends

### 2. Select Journals

### 3. Select JCR Years

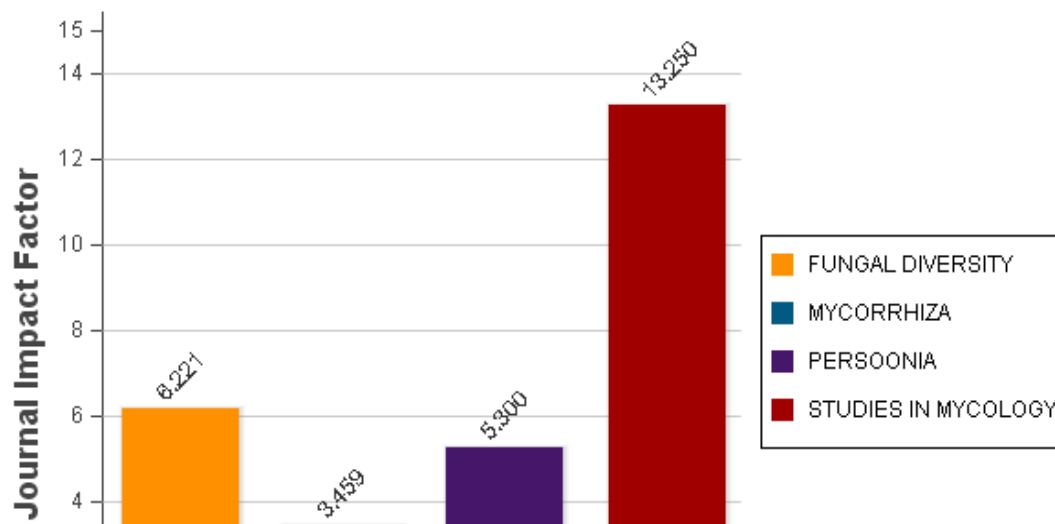
2014

2013

2012

2011

2010



Web of Science™ InCites™ Journal Citation Reports® Essential Science Indicators™ EndNote™ max@sris.com.tw Help English

InCites™ Journal Citation Reports™ THOMSON REUTERS

Home

Go to Journal Profile Journals By Rank Categories By Rank

Master Search

Journal Titles Ranked by Impact Factor Hide Visualization

Compare Journals View Title Changes Select Journals Select Categories

Select JCR Year: 2014

Select Edition:  SCIE  SSCI

Open Access:  Open Access

Category Schema: Web of Science

JIF Quartile: Select Publisher Select Country/Territory

Impact Factor Range: to

Clear Submit

Compare Selected Journals Add Journals to New or Existing List Customize Indicators

	Full Journal Title	JCR Abbreviated Title	Total Cites	Journal Impact Factor	Citable It
1	CA-A CANCER JOURNAL FOR CLINICIANS	CA-CANCER J CLIN	18,594	115.840	
2	NEW ENGLAND JOURNAL OF MEDICINE	NEW ENGL J MED	268,652	55.873	
3	CHEMICAL REVIEWS	CHEM REV	137,600	46.568	
4	LANCET	LANCET	185,361	45.217	
5	NATURE REVIEWS DRUG DISCOVERY	NAT REV DRUG DISCOV	23,811	41.908	
6	NATURE BIOTECHNOLOGY	NAT BIOTECHNOL	45,986	41.514	
7	NATURE	NATURE	617,363	41.456	
8	Annual Review of Immunology	ANNU REV IMMUNOL	18,750	39.327	
9	NATURE REVIEWS MOLECULAR CELL BIOLOGY	NAT REV MOL CELL BIO	35,928	37.806	
10	NATURE REVIEWS CANCER	NAT REV CANCER	39,868	37.400	

Tell us what you think. Help us improve the Journal Citation Reports by providing your feedback! Click Here >

© 2015 THOMSON REUTERS TERMS OF USE PRIVACY POLICY



## 2.新增/儲存欲比較期刊清單

Add Journals to New or Existing List





# C區 - 2.新增/儲存欲比較期刊清單

## Add Journals to New or Existing List

Go to Journal Profile

Master Search

Compare Journals

View Title Changes !

Select Journals

Select Categories

Select JCR Year

2014

**Journals By Rank** | Categories By Rank

Journal Titles Ranked by Impact Factor Hide Visualization —

**Add Journals to New or Existing List** Customize Indicators

Journal Title	JCR Abbreviated Title	ISSN	Total Cites	Journal Impact Factor
MODERN PHYSICS	REV MOD PHYS	0034-6861	39,402	29.1
PHYSICS	NAT GENET	1061-4036	85,481	29.1
MATERIALS	PROG MATER SCI	0079-6425	8,475	27.1
JOURNAL OF CELLULAR PHYSIOLOGY	NAT MED	1078-8956	62,572	27.1
PHYSIOLOGICAL REVIEWS	PHYSIOL REV	0031-9333	24,528	27.1
POLYMER	PROG POLYM SCI	0079-6700	19,454	26.1

New List     Existing List

File Name:

**Add**    **Cancel**



可進行編輯與修改

My Saved Custom Report Selections

[Delete](#)

Name	Dataset	Modified	Custom Report Selections
<input type="checkbox"/> 0623	JCR Quartile Comparison	06/25/2015	JcrYear: 2014; Journal: MIS QUART, J INF TECHNOL, ... <a href="#">Show All</a>
<input type="checkbox"/> 0721	JCR Journals	07/28/2015	Journals: CHEM REV, CA-CANCER J CLIN, NEW ENGL J M <a href="#">Edit</a>
<input type="checkbox"/> 0807	JCR Journals	08/06/2015	Journals: NAT GENET, PROG MATER SCI <a href="#">Edit</a>
<input type="checkbox"/> nature	JCR Journals	07/17/2015	Journals: NATURE <a href="#">Edit</a>
<input type="checkbox"/> TUNGHAI UNIVERSITY	ESI InSubscription	04/13/2015	GroupBy:Institutions FilterBy:ResearchFields Show: ... <a href="#">Show All</a>

Tell us what you think.


Help us improve the Journal Citation Reports by providing your feedback! [Click Here >](#)

Web of Science™ InCites™ Journal Citation Reports® Essential Science Indicators™ EndNote™ max@sris.com.tw Help English


InCites™ Journal Citation Reports™ THOMSON REUTERS

Home

Go to Journal Profile **Journals By Rank** Categories By Rank

Master Search  Journal Titles Ranked by Impact Factor [Hide Visualization](#)

Compare Journals

View Title Changes 

Select Journals

Select Categories

Select JCR Year  
2014

Select Edition  
 SCIE  SSCI

Open Access  
 Open Access

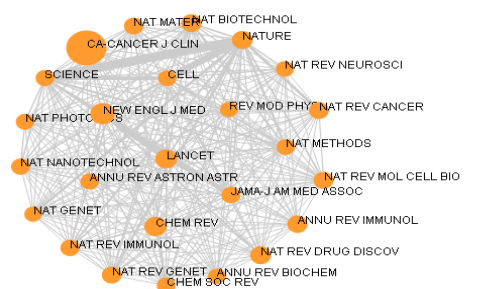
Category Schema  
Web of Science

JIF Quartile

Select Publisher

Select Country/Territory

Impact Factor Range  
 to   
Clear Submit



1 - 25 of 11761 [Customize Indicators](#)

	Full Journal Title	JCR Abbreviated Title	Total Cites	Impact Factor	Citable It
<input type="checkbox"/>	CA-A CANCER JOURNAL FOR CLINICIANS	CA-CANCER J CLIN	18,594	115.840	
<input type="checkbox"/>	NEW ENGLAND JOURNAL OF MEDICINE	NEW ENGL J MED	268,652	55.873	
<input type="checkbox"/>	CHEMICAL REVIEWS	CHEM REV	137,600	46.568	
<input type="checkbox"/>	LANCET	LANCET	185,361	45.217	
<input type="checkbox"/>	NATURE REVIEWS DRUG DISCOVERY	NAT REV DRUG DISCOV	23,811	41.908	
<input type="checkbox"/>	NATURE BIOTECHNOLOGY	NAT BIOTECHNOL	45,986	41.514	
<input type="checkbox"/>	NATURE	NATURE	617,363	41.456	
<input type="checkbox"/>	Annual Review of Immunology	ANNU REV IMMUNOL	16,750	39.327	
<input type="checkbox"/>	NATURE REVIEWS MOLECULAR CELL BIOLOGY	NAT REV MOL CELL BIO	35,928	37.806	
<input type="checkbox"/>	NATURE REVIEWS CANCER	NAT REV CANCER	39,868	37.400	

Tell us what you think. Help us improve the Journal Citation Reports by providing your feedback! [Click Here](#)

© 2015 THOMSON REUTERS TERMS OF USE PRIVACY POLICY

# C區

## 3.個人化首頁指標設定

### Customize Indicators

# C區 - 3. 個人化首頁指標設 Customize Indicators

**Select Categories**

**Select JCR Year**  
2014

**Select Edition**  
 SCIE  SSCI

**Open Access**  
 Open Access

**Category Schema**  
Web of Science

**JIF Quartile**

**Select Publisher**

**Select Country/Territory**

**Impact Factor Range**  
to

Clear Submit

1-25 of 11701

Compare Selected Journals Add Journals to New or Existing List

**Customize Indicators**

Journal Title	JCR Abbreviated Title	ISSN	Total Cites	Journal Impact Factor
CA: A CANCER JOURNAL FOR CLINICAL ONCOLOGISTS	CA-CANCER JCLIN	0007-9225	19,594	115.5
NEW ENGLAND JOURNAL OF MEDICINE	NEW ENGL J MED	0029-7796	5,500	55.5
CHINESE MEDICAL JOURNAL	CHINESE MED J	0366-0533	4,500	46.5
LANCET	LANCET	0140-6736	4,500	45.5
NATURE	NATURE	0959-6460	4,500	41.5
ANNALS OF THE NEW YORK ACADEMY OF SCIENCES	ANN NY ACAD SCI	0077-8325	4,500	41.5
THE JOURNAL OF THE AMERICAN MEDICAL ASSOCIATION	JAMA	0002-9270	4,500	41.5
THE NEW ENGLAND JOURNAL OF MEDICINE	NEW ENGL J MED	0029-7796	4,500	39.5
NATURE REVIEWS GENETICS	NAT REV GENET	1471-0008	4,500	37.5
NATURE MATERIALS	NAT MATER	1476-1122	4,500	37.5
THE JOURNAL OF THE AMERICAN CHEMICAL SOCIETY	J AM CHEM SOC	0002-7875	4,500	36.5
NATURE REVIEWS IMMUNOLOGY	NAT REV IMMUNOL	1471-0009	4,500	36.5

Customize Indicators dialog options:

- JCR Abbreviated Title
- Total Cites
- Journal Impact Factor
- Impact Factor without Journal Self Cites
- 5 Year Impact Factor
- Immediacy Index
- Citable Items
- Normalized Eigenfactor
- Cited Half-Life
- Citing Half-Life
- Eigenfactor Score
- Article Influence Score
- ISSN
- % Articles in Citable Items

Save

可設定欲於C區瀏覽的各項指標

Tell us what you think. Help us improve the Journal Citation Reports by providing your feedback! [Click Here](#)



**~Thank you for your attention~**

臺灣地區獨家代理--碩睿資訊有限公司

電話：02-8226-8587

傳真：02-8226-5022

官網：<http://www.sris.com.tw/>

影音教材網站：<http://www.sris.com.tw/training/sris/>

線上教育訓練：<http://www.sris.com.tw/Events/OTC/>