



# How To Use Turnitin (teacher version)

The Office of Library and Information Service of KMU

Division of Readers' Services

(07)3121101#2133#71 or 72

[erm@kmu.edu.tw](mailto:erm@kmu.edu.tw)

# What is Turnitin?

2

- A plagiarism detection system
- Checks submitted papers for text matches to following sources:
  - ▣ Current and archived internet content
  - ▣ Professional, academic and commercial journals and publications
  - ▣ Student previously submitted papers



# How to get a Turnitin account ?

3

## Student

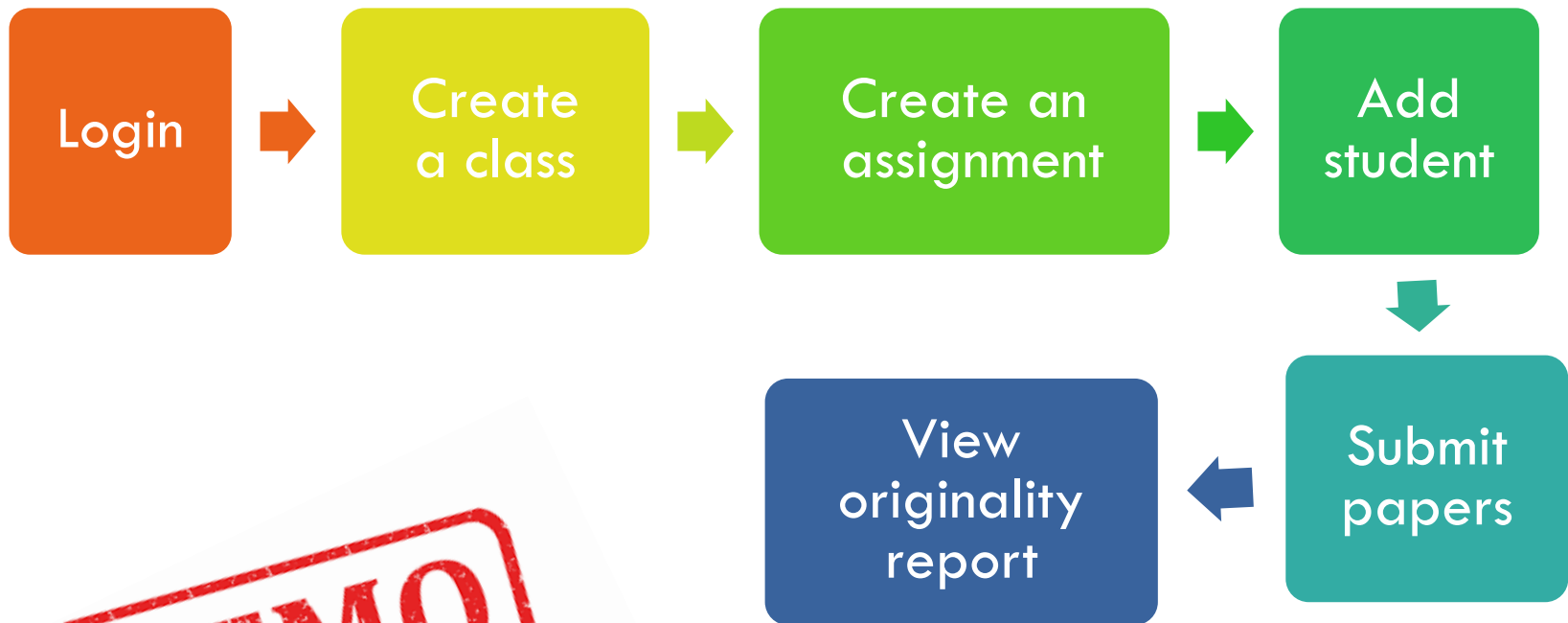
- Log in to [E-Resources system](#) to get the Class ID and Class enrollment key
- Go to [Turnitin website](#) and create student account
  - ※Please register with the school mailbox ([@kmu.edu.tw](#)), otherwise it will be deleted from time to time

## KMU professor/adjunct professor/research assistant; KMUH doctor

- Apply for an account
- Please fill out the [form](#) on KMU library website, we will reply the email to you after completing the registration.

# Process of using Turnitin

4



**DEMO**

# Login Turnitin

<http://www.turnitin.com>

5

- Email : xxx@kmu.edu.tw
- Password : Click link in active email to set password

The image shows a screenshot of the Turnitin website's login page. On the left, there is a banner with the text "Empower students to do their best, original work" and a photo of two smiling students. The main content area on the right is a blue login form titled "Log in to Turnitin". It contains fields for "Email address" and "Password", a "Log in" button, and options to "Sign in with Google" or "Log in with Clever". A red box highlights the link "Forgotten your password? Click here." with a white arrow pointing to a red callout box that says "Reset password if you forget password." The "New user? Click here." link is also visible at the bottom of the form.

turnitin Why Turnitin Products Resources Partners Media Center Support Contact Sales Log In

Empower students to do their best, original work

Log in to Turnitin

Email address

Password

Log in

Or

Sign in with Google Log in with Clever

Forgotten your password? [Click here.](#)

New user? [Click here.](#)

Reset password if you forget password.

# Create a class (1/2)

6

1. Switch to "Instructor"
2. Click "Add Class"

turnitin™

User Info | Messages (12 new) | **Instructor** | English | Community | Help | Logout

All Classes | Join Account (TA)

NOW VIEWING: HOME

About this page  
This is your instructor homepage. To create a class, click the "Add Class" button. To display a class's assignments and papers, click the class's name.

(職)圖資處/行政單位

**+ Add Class**

All Classes | Expired Classes | Active Classes

Class ID	Class name	Status	Start Date	End Date	Class Summary	Learning Analytics	Edit	Copy	Delete
43168195	Turnitin	Active	17-Mar-2024	18-Mar-2025					

# Create a class (2/2)

7

## 3. Class settings

### Create a new class

To create a class, enter a class name and a class enrollment password. Click "Submit" to add the class to your homepage. For a master class, you will also need to enter a TA join password.

#### Class settings

\* Class type

\* Class name

\* Enrollment password

\* Subject area(s)

\* Student level(s)

Class start date

\* Class end date

### Class created

Congratulations! You have just created the new class: MBA  
If you would like students to enroll themselves in this class, they will need both the enrollment password you have chosen and the unique class ID generated by Turnitin:

Class ID **12896731**  
Enrollment password **12345**

Note: Should you ever forget the class ID, it is the number to the left of the class name on your class list. You can view or change your enrollment password by editing the class.

Click the class name to enter the class and get started creating assignments.

# Create an assignment (1/2)

8

1. Click class name
2. Click "Add Assignment"

The screenshot displays the Turnitin instructor dashboard. At the top, there is a navigation bar with links for 'ChangWei-jung | User Info | Messages | Instructor | English | Roadmap | Help | Logout'. Below this, the Turnitin logo is visible, along with buttons for 'All Classes', 'Join Account', and 'Join Account (TA)'. The main content area shows 'NOW VIEWING: HOME' and 'About this page' instructions. A table lists classes, with 'MBA' highlighted in red. A green '+ Add Class' button is present. Below the table, the 'MBA' class homepage is shown, featuring a red-bordered '+ Add Assignment' button and a table with columns: START, DUE, POST, STATUS, and ACTIONS. A message at the bottom states: 'Before you or your students can submit a paper, you first need to create an assignment.'

turnitin

ChangWei-jung | User Info | Messages | Instructor | English | Roadmap | Help | Logout

All Classes | Join Account | Join Account (TA)

NOW VIEWING: HOME

About this page  
This is your instructor homepage. To create a class, click the "Add Class" button. To display a class's assignments and papers, click the class's name.

(職)圖資處/行政單位 [+ Add Class](#)

NOW VIEWING: HOME > MBA

Class ID	Class name
12896731	MBA
12839904	test <a href="#">+ Section</a>
12840533	Turnitin <a href="#">+ Section</a>
12841330	Turnitin 1 (KmuLit)
12820041	Turnitin

About this page  
This is your class homepage. Click the "Add assignment" button to add an assignment to your class homepage. Click an assignment's "View" button to view the assignment inbox and any submissions that have been made to the assignment. You can make submissions by clicking on the "Submit" option in the assignment's "More actions" menu.

MBA [+ Add Assignment](#)

CLASS HOMEPAGE

START	DUE	POST	STATUS	ACTIONS
Before you or your students can submit a paper, you first need to create an assignment.				



# Create an assignment (2/2)

9

3. Assignment settings
4. Optional settings

## About this page

To create an assignment, enter an assignment title and choose the start and due dates. Your assignment will be checked against all of our databases. If you would like to create a cu

<b>Title</b> thesis	<b>Max Grade</b> 100
<b>Instructions</b> Assignment instructions	<b>Start Date</b> 2024-03-26
<b>Submit papers to</b> Do not store the submitted papers	<b>Due Date</b> 2024-04-02
	<b>Feedback Release</b> 2024-04-02

Optional Settings

## Submission settings

Allow submission of any file type ?

Allow late submissions ?

## Similarity Report

Choose the second options which can view reports immediately and resubmit the paper

Generate Similarity Reports for student submission

Generate reports immediately (students can resubmit until due date): A

Enable Translated Matching [What languages does Translated Matching support?](#) ?

Allow students to view Similarity Reports ?

Exclude bibliographic materials ?

Exclude quoted materials ?

Exclude small sources ?

## Compare against

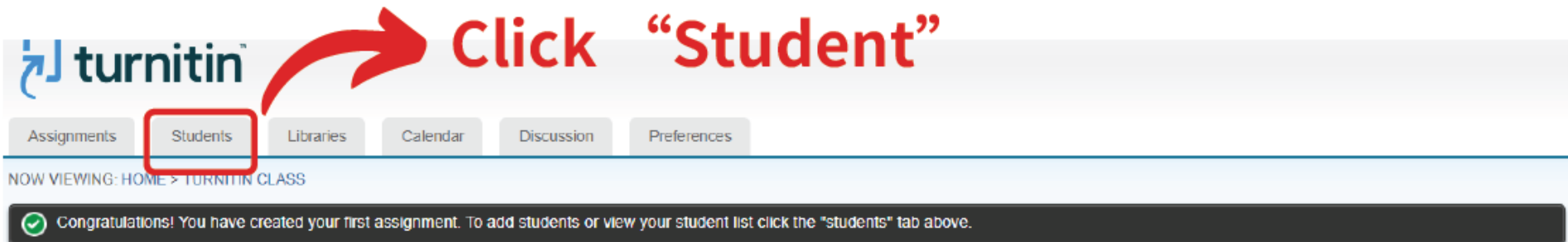
Student paper repository

Current and archived web site content

Periodicals, journals and publications

# Add yourself as a student (1/4)

10



turnitin

Assignments **Students** Libraries Calendar Discussion Preferences

NOW VIEWING: HOME > TURNITIN CLASS

✔ Congratulations! You have created your first assignment. To add students or view your student list click the "students" tab above.

### About this page

This is your class homepage. Click the "Add assignment!" button to add an assignment to your class homepage. Click an assignment's "View" button to view the assignment inbox and any submissions that have been made to the assignment. You can make submissions by clicking on the "Submit" option in the assignment's "More actions" menu.

## Turnitin class

CLASS HOMEPAGE | QUICKMARK BREAKDOWN

[+ Add Assignment](#)

	START	DUE	POST	STATUS	ACTIONS	
<b>assignment1</b>						
PAPER	14-Sep-2023 14:50PM	21-Sep-2023 23:59PM	N/A N/A	0 / 0 submitted	View	More actions ▾

# Add yourself as a student (2/4)

11



Assignments **Students** Grade Book Libraries Calendar Discussion Preferences

NOW VIEWING: HOME > TURNITIN CLASS > STUDENTS

✔ Congratulations! You have created your first assignment. To add students or view your student list click the "students" tab above.

## About this page

The student list shows the students enrolled in your class. To add a student, click the add student link. If you would like to send an email to your class, click the email all students link. Click a student's name to view his or her submissions.

## Students

Click "Add Student"

Add Student

Upload Student List

Email All Students

Enrolled Student name

User ID

Email address

Drop

**Welcome!** Currently, there are no students enrolled in this class. We recommend you have your students enroll themselves, using the class ID and class enrollment key you created. If you prefer, you can also enroll students in your class manually. To enroll your first student, click here. To add additional students, click "add student" above.

# Add yourself as a student (3/4)

12

turnitin™

Assignments | **Students** | Grade Book | Libraries | Calendar | Discussion | Preferences

Yi-wen Wang | **User Info** | Messages | Instructor ▼ | English ▼ | Community |

HOW VIEWING: HOME > TURNITIN CLASS > STUDENTS

About this page  
To add a student to your class, enter the student's name and email address and click submit.

**Enroll a Student**

To enroll a student, enter a first name, last name, and an email address and click submit.  
If the student already has a Turnitin user profile, they will be notified and enrolled in your class immediately. If they do not have a profile, we will create one and send them an email notification with a temporary password.

Add student to  
Class name: (職)業員處/行政單位, Turnitin class

First name

Last name

Email (User name)

Submit

If you are not sure which mailbox it is, you can click on the user info on the upper right to view it~

"Last name" & "First name" do not need to be entered

Enter your registered email address here and click "Submit"

# Add yourself as a student (4/4)

13

turnitin

Assignments **Students** Grade Book Libraries Calendar Discussion Preferences

NOW VIEWING: HOME > TURNITIN CLASS > STUDENTS

About this page

The student list shows the students enrolled in your class. To add a student, click the add student link. If you would like to send an email to your class, click the email all students link. Click a student's name to view his or her submissions.

Students [Add Student](#) [Upload Student List](#) [Email All Students](#)

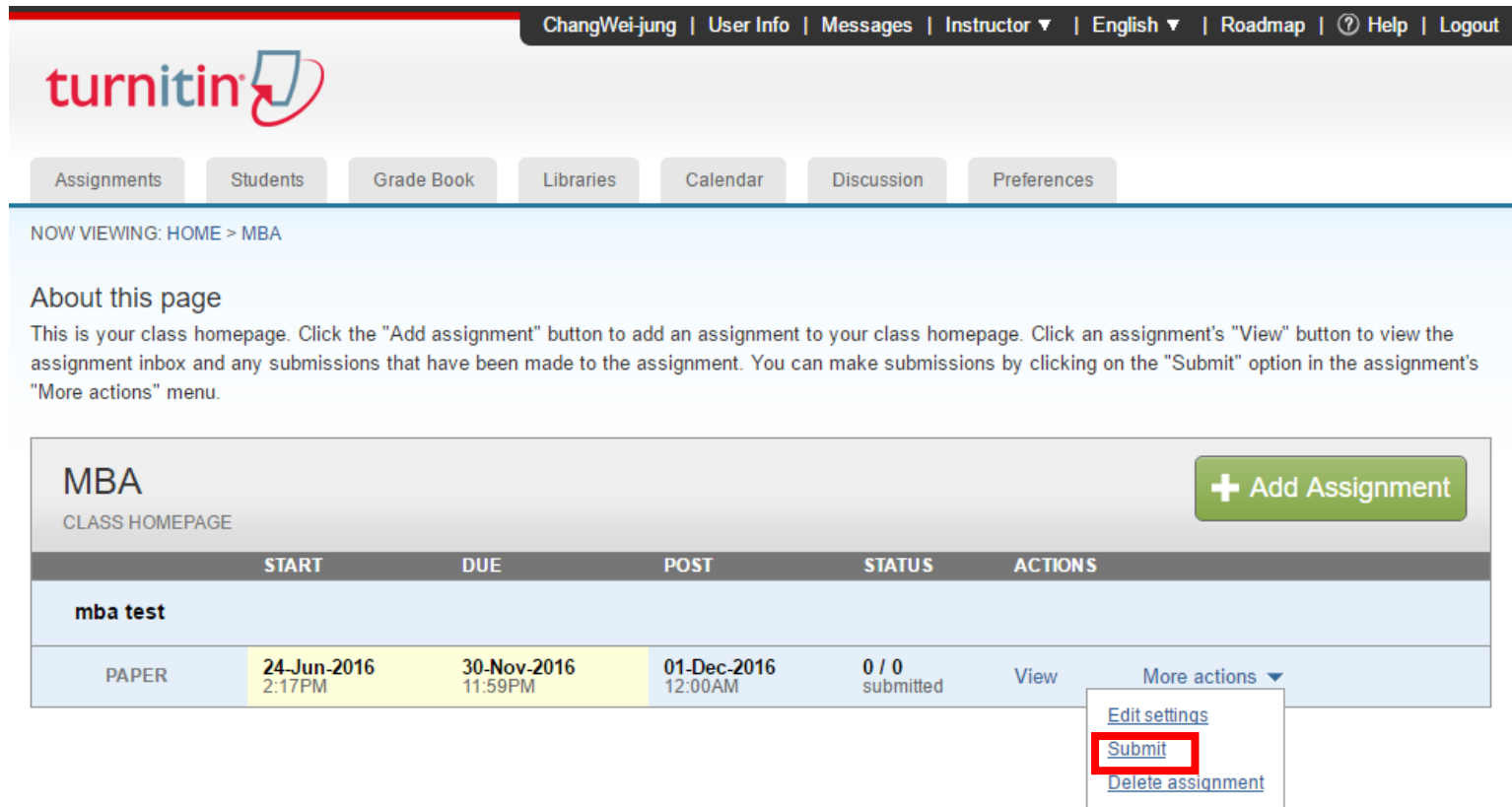
Enrolled	Student name		User ID	Email address	Drop
14-Sep-2023	Yi-wen Wang		1151479948	[REDACTED]	

 Your information will appear in the student list

# Submit papers (1 / 2)

14

## 1. Click Submit



ChangWei-jung | User Info | Messages | Instructor ▼ | English ▼ | Roadmap | ? Help | Logout

turnitin

Assignments | Students | Grade Book | Libraries | Calendar | Discussion | Preferences

NOW VIEWING: HOME > MBA

### About this page

This is your class homepage. Click the "Add assignment" button to add an assignment to your class homepage. Click an assignment's "View" button to view the assignment inbox and any submissions that have been made to the assignment. You can make submissions by clicking on the "Submit" option in the assignment's "More actions" menu.

### MBA

CLASS HOMEPAGE

[+ Add Assignment](#)

	START	DUE	POST	STATUS	ACTIONS
<b>mba test</b>					
PAPER	24-Jun-2016 2:17PM	30-Nov-2016 11:59PM	01-Dec-2016 12:00AM	0 / 0 submitted	View   More actions ▼

[Edit settings](#)  
[Submit](#)  
[Delete assignment](#)

# Submit papers (2/2)

15

- ❑ File must be less than 40 MB
- ❑ The maximum paper length is 400 pages
- ❑ File types allowed: PDF, Word, Excel, PowerPoint, HTML, RTF, Open Office (ODT), Google Docs, txt

Submit: [Single File Upload](#) ▾

Author  
Non-enrolled student **Choose the student** ▾

First name  
Evelyn

Last name  
Chang

Submission title  
mba final report

The file you are submitting will not be added to any repository.

[What can I submit?](#)

Choose the file you want to upload to Turnitin:

# View originality report

16

- Wait for 5-10 minutes
- Click “similarity” to view originality report

## About this page

This is your assignment inbox. To view a paper, select the paper's title. To view a Similarity Report, select the paper's Similarity Report icon in the similarity column. A ghosted icon indicates that the Similarity Report has not yet been generated.

Submit

Search

All Papers ▾



Download All ▾

Move to

<input type="checkbox"/>	Author	Paper Title	Paper ID	Uploaded	Viewed	Similarity	Flags	Options
<input type="checkbox"/>	Yi-wen Wang	0326	2331275854	Mar 26th 2024, 9:15 AM		26%	--	...



# View originality report

17

turnitin

Go to New View

Yi-wen Wang | 0326

1 of 1

Page navigation

研究目的：

探討抗精神病藥物對於邊緣型人格障礙症：<sup>8</sup>自我傷害的衝動行

為、自殺/自殘行為、情感不穩定（如焦慮或憂鬱）、不適當且強烈

的憤怒及認知知覺症狀等 5 項核心症狀的治療療效。

研究方法：

搜尋 PubMed、Cochran library、Embase、MEDLINE，

<sup>41</sup>clinicaltrials.gov 等電子資料庫納入至 2021 年 11 月發表的安

慰劑對照、隨機試驗研究，使用 RevMan 5.4 進行統合分析，

Similarity layer  
Match Overview  
All sources  
Filters & settings  
Excluded sources

Download

Submission information

# Match Overview

18

Go to New View Yi-wen Wang | 0326 1 of 1

border line group of neuroses. *The Psychoanalytic Quarterly*. 1938;7(4):467-89.

6. Gunderson JG, Singer MT. Defining borderline patients: an overview. *American Psychiatric Association*. 1975;132:1-9.

7. American Psychiatric Association A. Diagnostic and statistical manual of mental disorders. 3rd Edition: American Psychiatric Association Washington, DC; 1980.

8. Organization WH. International Statistical Classification of Diseases and Related Health Problems: Tabular list: World Health Organization; 1992.

9. American Psychiatric Association A. Diagnostic and statistical manual of mental disorders. 3rd Edition: American Psychiatric Association Washington, DC; 1980.

10. Ellison WD, Rosenstein LK, Morgan TA, Zimmerman M. Community and Clinical Epidemiology of Borderline Personality Disorder. *Psychiatr Clin North Am*. 2018;41(4):561-73.

**Choose and exclude sources**

Source	Percentage
link.springer.com Internet Source - 30 urls	13%
www.frontiersin.org Internet Source - 32 urls	10%
Submitted to Adtalem ... Student Papers - 22 papers	9%
Submitted to Walden U... Student Papers - 13 papers	9%
www.researchgate.net Internet Source - 14 urls	9%
Submitted to Adtalem ... Student Papers - 6 papers	8%
hdl.handle.net Internet Source - 5 urls	8%
digitalcommons.trinity... Internet Source - 2 urls	8%
www.scribd.com Internet Source - 2 urls	7%
acikbilim.yok.gov.tr Internet Source - 4 urls	7%
www.cambridge.org Internet Source - 6 urls	7%
www.ncbi.nlm.nih.gov Internet Source - 21 urls	7%
William D. Ellison, Lis K...	6%

Exclude Sources

# Filters & Settings

19

border line group of neuroses. *The Psychoanalytic Quarterly*. 1938;7(4):467-89.

- Gunderson JG, Singer MT. Defining borderline patients: an overview. *American Psychiatric Association*. 1975;132:1-9.
- American Psychiatric Association A. Diagnostic and statistical manual of mental disorders. 3rd Edition: American Psychiatric Association Washington, DC; 1980.
- Organization WH. International Statistical Classification of Diseases and Related Health Problems: Tabular list: World Health Organization; 1992.
- American Psychiatric Association A. Diagnostic and statistical manual of mental disorders. 4th Edition: American Psychiatric Association Washington, DC; 1994.
- Ellison WD, Rosenstein LK, Morgan TA, Zimmerman M. Community and Clinical Epidemiology of Borderline Personality Disorder. *Psychiatr Clin North Am*. 2018;41(4):561-73.

Filters and Settings

Exclude Quotes

Exclude Bibliography

Exclude sources that are less than:

words

%

Don't exclude by size

Optional Settings

Multi-Color Highlighting

Apply Changes New Report

# Excluded Sources

20

4. Association AP. Diagnostic and Statistical Manual of Mental Disorders, Fifth Edition (DSM-5): American Psychiatric Association Washington, DC; 2013.
5. Stern A. Psychoanalytic Investigation of and therapy in the border line group of neuroses. *The Psychoanalytic Quarterly*. 1938;7(4):467-89.
6. Gunderson JG, Singer MT. Defining borderline patients: an overview. *American Psychiatric Association*. 1975;132:1-9.
7. American Psychiatric Association A. Diagnostic and statistical manual of mental disorders. 3rd Edition: American Psychiatric Association Washington, DC; 1980.
8. Organization WH. International Statistical Classification of Diseases and Related Health Problems: Tabular list: World Health Organization; 1992.
9. American Psychiatric Association A. Diagnostic and statistical manual of mental disorders. 4th Edition: American Psychiatric Association Washington, DC; 1994.

The screenshot shows a software interface with a sidebar on the left containing navigation icons: a home icon, a list icon with '0', a list icon with '26', a list icon with a downward arrow, a red circle with a slash, a download icon, and an information icon. The main area is titled 'Excluded Sources' and contains a list of 10 items, each with a checkbox and a URL starting with 'https://link.springer.com/article/1...'. The fourth item's checkbox is highlighted with a red box. At the bottom, there are two buttons: 'Restore (0)' and 'Restore All', both highlighted with a red box.

Restore single or all excluded sources

# Download originality report

21

final report

它會伴隨著消極或積極的情緒狀態；鍾與丘(2006)對「不確定感」之定義為個人對疾病相關事件缺乏資訊來源所產生不明確、無法預測及複雜的感覺；黃與何(2011)對「不確定感」之定義為無法決定事情的重要性與價值，且對於事情的發生與結果感到疑問、模糊不清及猶豫不決。

護理界首先提出不確定感概念，始於1988年 Mishel 所提出的「疾病不確定感」(Uncertainty in illness)，其對不確定感之定義：當個體遭遇到疾病相關事件後，由於缺乏資訊，致個體對疾病相關事件無法判斷，會產生模糊不清、訊息不一致的認知，其對不確定感之定義，含有對訊息感到模糊不清及無法精確預測事件的發展與後果。

三、不確定感之理論簡介

Mishel 之不確定感理論受 Lazarus(1966)之認知評價模式及 Norton(1975)所提出的不確定感概念，並影響不確定感理論之認知及因素分析，且受 Moos(1977)以疾病治療情境(Illness treatment situation)之「不明確性」、「複雜性」、「資訊缺乏」及「不可預測性」為理論基礎，及 Lazarus 與 Folkman(1984)所提出之壓力調適理論等所影響，進而於1981年發展出「疾病不確定感知覺模式(Model of perceived

Download

- Current View
- Digital Receipt
- Originally Submitted

Download originality report (.pdf)  
Download receipt(.pdf)  
\*Only submission information

20

3

# Q & A

22

- The Office of Library and Information Service of KMU
- Division of Readers' Services
- (07)3121101#2133#71 or 72
- [erm@kmu.edu.tw](mailto:erm@kmu.edu.tw)